

Ex



EXPLOSION-PROOF PRODUCT CATALOGUE

VN.25



SHENHAI EXPLOSION-PROOF TECHNOLOGY CO., LTD.

ADD: No. 318, Wei15 Road, Yueqing Economic Development Zone, Wenzhou, Zhejiang, China

TEL: +86 15957194752

WEBSITE: www.shenhai-ex.com

EMAIL: aurorachen@shenhai-ex.com

ZIP CODE: 325600



SHENHAI EXPLOSION-PROOF TECHNOLOGY CO. , LTD.



BRIEF INTRODUCTION

ShenHai Explosion-proof Technology Co.,Ltd. is a national high-tech enterprise and It Integrates research and development, production, sales and service. It is the vice chairman unit of China Explosion-proof Electrical Appliances Association and the president unit of Zhejiang Explosion-proof Electrical Industry Association. It is a leader enterprise in explosion-proof electric appliance industry in China.

Our company is located in the beautiful and economically developed Yueqing city of Zhejiang Province, adjacent to the Electrical capital of China - Liushi, registered capital of 201.8 million Yuan, the new built factory covers nearly 30,000 square meters, more than 500 employees, including more than 100 senior and intermediate technical personnel.

We have quality assurance system, advanced management system. It was the first to pass the ISO9001 and ISO4001 quality management system certification, and also passed the ISO45001 occupational health and safety management system certification. At the same time the company have thought the European ATEX, IECEx and other international certification. Some products have obtained national technology patents.

Our company specializing in the design, production of explosion-proof electrical equipment, explosion-proof lamps, explosion-proof fittings, explosion-proof fan, etc. Series of products, widely used in petroleum, chemical, aerospace, coal, metallurgy, medicine, wine, firefighting, favored by the masses of users. The company is supplier of some well-known companies such as Sinopec, PetroChina, CNOOC and have long-term cooperation with them.

The subordinate process analysis division of the company specializes in the design and integration of process analysis system, the design and manufacture of analysis cabins, as well as the sales and maintenance of all kinds of imported analysis instruments, which is exclusive in the industry.

Our company always adheres to the "people-oriented, quality-prioritized, and technology-rooted", with a mission of the "service first" purpose. We sincerely welcome you to visit and cooperate .

LEAN PRODUCTION



Die casting workshop



Machining workshop



Electrical assembly workshop



Lamp assembly workshop



Analysis house workshop



Machining workshop

Shenhai Explosion-Proof
Technology Co., Ltd.



In order to ensure product quality, we have introduced advanced production equipment such as full-automatic laser cutting machine, full-automatic control die-casting machine, microcomputer full-automatic CNC machining center, CNC lathe, large-scale CNC milling machine, and computer engraving machine. Through automatic control or semi-automatic control, the processing and production of various components are completed to ensure that the explosion-proof parameters of components meet the standard requirements, and the management, quality and efficiency are always throughout the production and operation.



Full automatic laser cutting unit



CNC milling equipment



Fully automatic machining center



CNC lathe processing equipment



CNC electric spark welding machine



Computer engraving machine

QUALITY ASSURANCE

Shenhai Explosion-Proof
Technology Co., Ltd.



Science



Preciseness



Factualism



Professionalism

Quality is the life of an enterprise. In strict accordance with the provisions of the ISO9001 quality management system, we have requirements for manufacturing, standards for inspection, records of processes, traceability of responsibilities, correction of mistakes, prevention of hidden dangers, and continuous improvement of problems. We have sophisticated equipment, meticulous testing and professional talents to comprehensively and effectively control all links to ensure the good quality of products, so that users can rest assured.



Photochromic electric test of light source



Protection test bench



Material strength test



High and low temperature,
damp heat test chamber




Salt spray test chamber



Illumination test equipment



Dust proof test equipment



Distribution photometer test system

QUALIFICATION CERTIFICATES

Looking back on the past, it is the affirmation given by the market. Looking forward to the future, we are pioneering and innovative. Shen Hai, who are dedicated to pursuing, strives to build a world famous explosion-proof electrical brand with the beautiful vision of "a hundred years of Shen Hai, an everlasting foundation".

Shenhai Explosion-Proof
Technology Co., Ltd.



Authority




Guarantee



Integrity

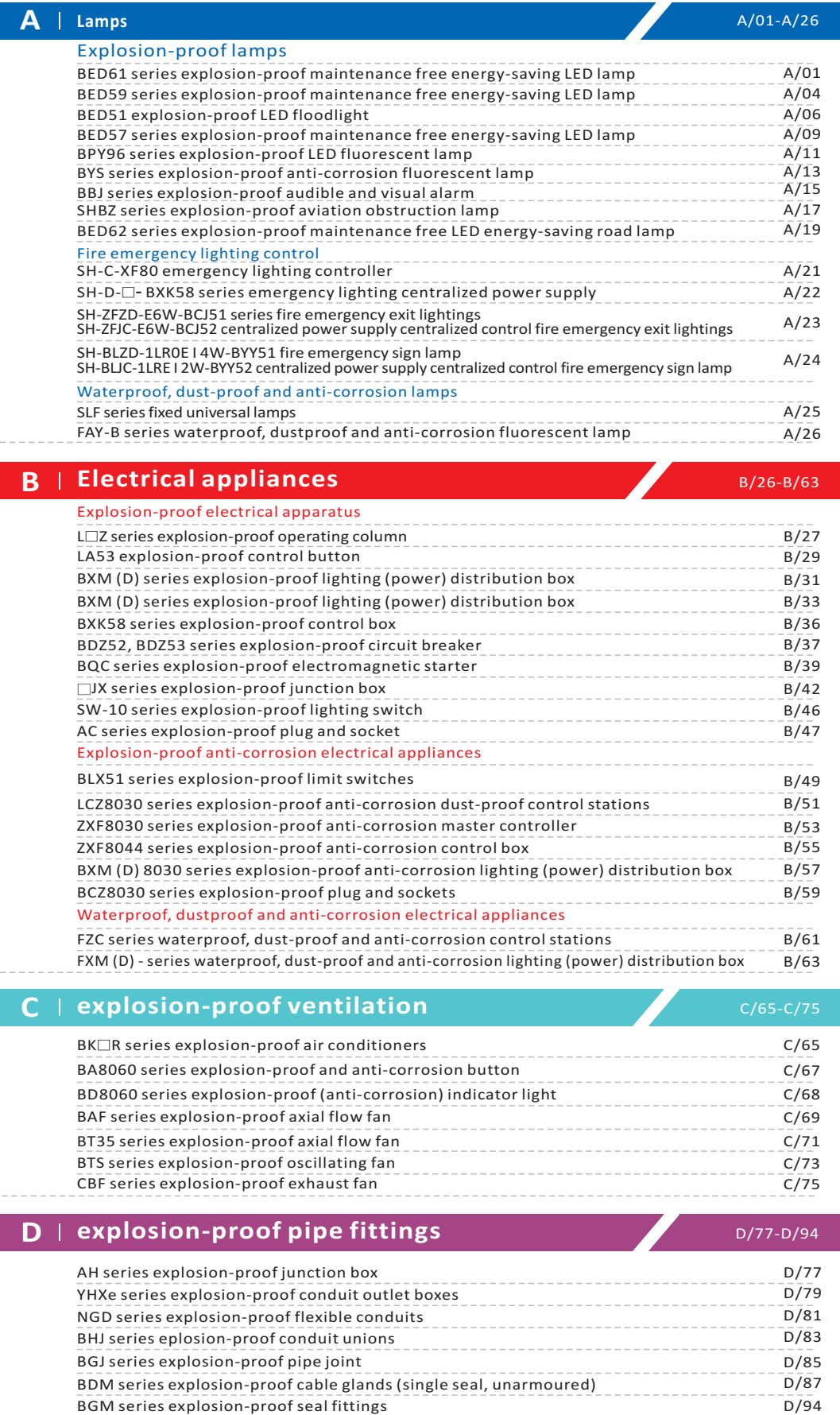


Honor



The logo for Shen Hai, featuring the Chinese characters "沈海" in blue above the stylized English text "Shen Hai" in red and blue, with a red swoosh above it and a registered trademark symbol (®) to the right.

 Safety
 Quality
 Standardize
 Green



BED61 series explosion-proof maintenance-free energy-saving LED lamp

Scope of application

- 1.Used in Zone 1and Zone 2; Zone 21 and Zone 22; IIA 、 IIB 、 IIC;
- 2.Temperature group: T1~T6;
- 3.Suitable for energy saving renovation projects and places where maintenance and replacement are difficult;
- 4.Widely used in petroleum exploitation, refining, chemical industry, military industry, textile, food processing and offshore oil platform, tanker and other places of Lighting.



Feature of product

1. The radiator design is made of special aluminum alloy die-casting, and the surface is high-voltage electrostatic spray;
2. Stainless steel exposed fasteners with high anti-corrosion performance;
3. The flame-proof joint surface of the mouth is pure flame-proof structure, and the explosion-proof performance is more reliable;
4. Multi-point Lighting, high Light utilization rate, uniform illumination without glare;
5. Constant current power supply with wide voltage input, constant current output, with protection functions such as shunt, anti-surge, over-current, open circuit, open circuit, high temperature, and anti-electromagnetic interference;
6. Microwave induction dimming system, energy saving and environmental protection;
7. Power factor $\cos\phi\geq 0.95$;
8. It can be equipped with a combined emergency device according to the use requirements. When the power supply is cut off, it can automatically switch to the emergency Lighting state;
9. Steel pipe or cable routing.

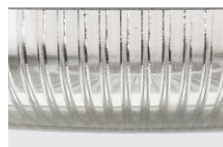
Featured display



Well-known brand chips, reasonable arrangement, unidirectional Light emission, uniform and soft Light, Light efficiency $> 120\text{lm/W}$, high color rendering $R_a>70$, long service life, green environmental protection, color temperature 3000K~5700K.



The natural ventilation convection heat dissipation technology uses air flow to dissipate to the surface of the heat sink of the lamp through the heat dissipation channel and heat flow channel, effectively dissipating the heat of the LED Light source and ensuring the long-life operation of the LED explosion-proof lamp.



High-strength material, transparent anti-glare glass cover, strong impact resistance and thermal shock resistance, high Light transmittance.



Microwave induction dimming system:
a When the human body is within the range of the lamp (5~10 meters adjustable), the lamp runs at full power;
b When the human body leaves (0-30S adjustable), the lamp will be reduced to 20-50% power operation, energy saving and environmental protection.

Technical parameter

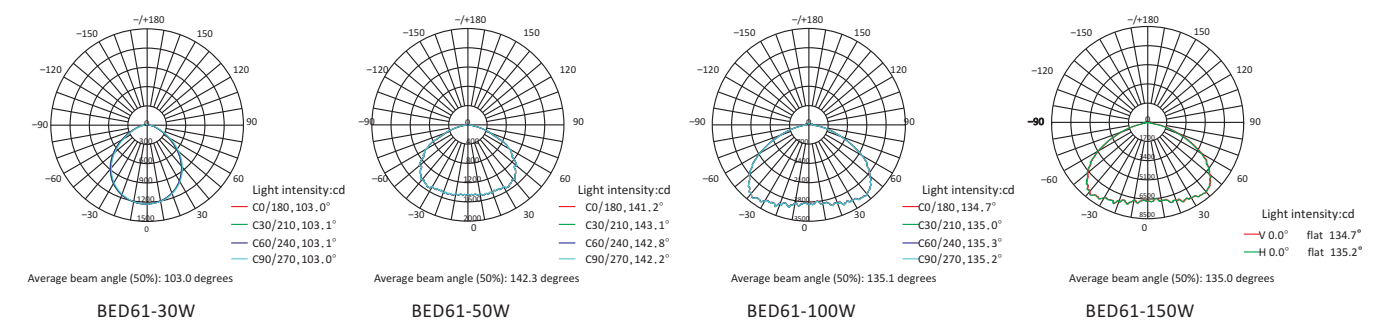
Model	Explosion-proof mark	Light source	Lamp type	Power (W)	Luminous flux (Lm)	Color temperature (k)	Weight (kg)
BED61-□	Ex db II C T6 Gb Ex tb III C T80°C Db	LED	I	10~30	1200~3600	3000~5700	2.4
			II	40~60	4800~7200		3.5
			III	70~100	8400~12000		5.4
			IV	120~150	14400~18000		6

Rated voltage/frequency	Inlet thread	Cable outer diameter	Protection class	Corrosion class
AC220V 、 DC24, 36V 、 AC24, 36V/50Hz	G3/4	$\Phi 10\sim\Phi 14\text{mm}$	IP66	WF2

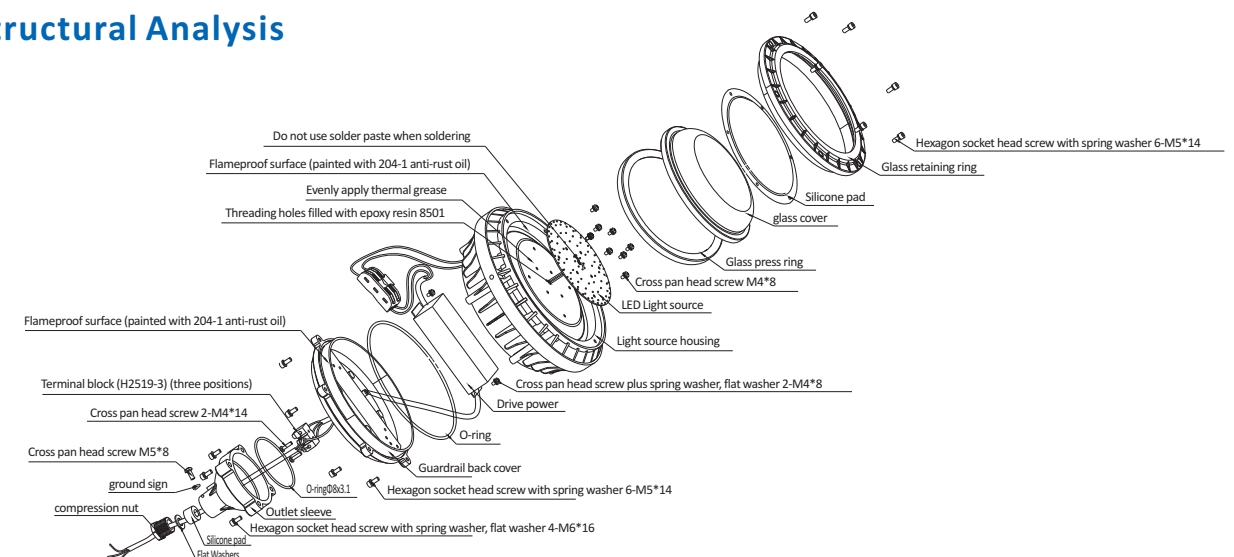
Emergency parameters/intelligent dimming

Emergency start time (S)	Charging time (h)	Emergency power (W)	Emergency Lighting time (min)
≤ 0.3	24	10~30 optional	$> 60\text{min}$ 、 $> 90\text{min}$ optional

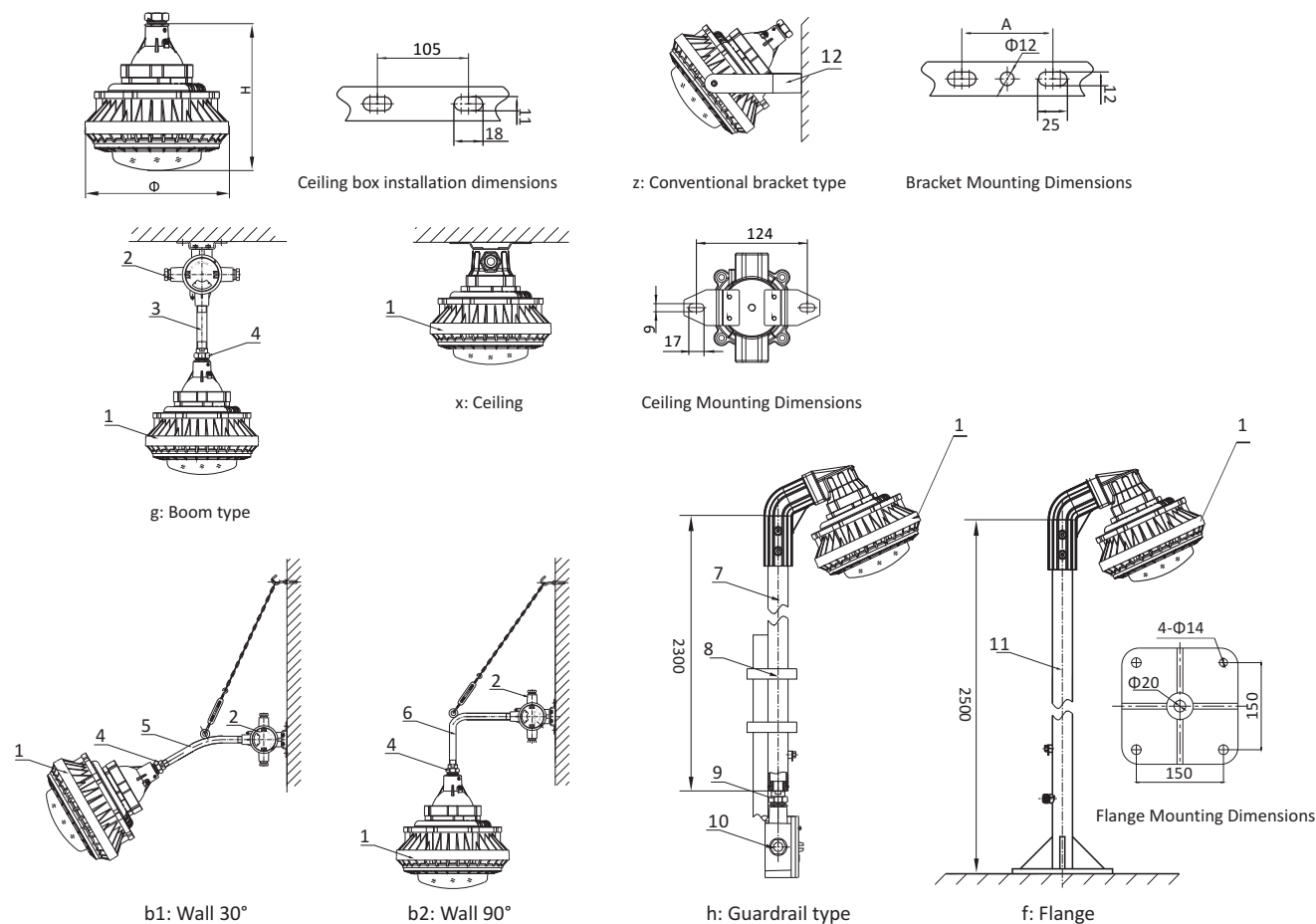
Light distribution curve



Structural Analysis



Appearance and installation example



Appearance and installation example

Number	Specifications	Type	Power Range (W)	Φ(mm)	H(mm)	A(mm)
1	BED61-30W	I	10-30	181	195	80
2	BED61-60W	II	40-60	225	216	95
3	BED61-100W	III	70-100	254	230	95
4	BED61-150W	IV	120-150	291	235	120

Number	Name	Remark	Number	Name	Remark
1	Explosion-proof maintenance-free energy-saving LED Light	/	7	1 1/4 guardrail Light pole + aluminum alloy elbow	User selection
2	Explosion-proof chandelier box AH-dG3/4	User selection	8	U-shaped pipe clamp + pressure plate + nut + gasket	User selection
3	300mmG 3/4 straight rod	Length optional User optional	9	Explosion-proof pipe joint BGJ-G 3/4 outside	User selection
4	Explosion-proof union BHJ-G 3/4 one inside and one outside	User selection	10	Explosion-proof junction box AH-G 3/4C tee flat cover	User selection
5	300mmG3/4 bending rod with tie bar 30°	User selection	11	1 1/4 flange Light pole + aluminum alloy elbow	User selection
6	300mmG3/4 bending rod with tie bar 90°		12	Mounting brackets	User selection

BED59 series explosion-proof maintenance free energy-saving LED lamp

Scope of application

1. Used in Zone 1 and Zone 2; Zone 21 and Zone 22; IIA , IIB , IIC;
2. Temperature group: T1~T6;
3. Suitable for energy saving renovation projects and places where maintenance and replacement are difficult;
4. Widely used in petroleum exploitation, refining, chemical industry, military industry, textile, food processing and offshore oil platform, tanker and other places of Lighting.


Feature of product

1. The radiator is designed to be made of special cast aluminum alloy by die-casting, and its surface is sprayed with high voltage static electricity;
2. Exposed stainless steel fasteners with high corrosion resistance;
3. The flame-proof thread flame-proof joint surface of the rabbit has a pure flame-proof structure and more reliable explosion-proof performance;
4. Standard three box separation structure design, modular installation and combination. Effectively reduce temperature rise to ensure long life of lamps;
5. Multi point Lighting, high Light utilization, uniform illumination without glare;
6. High strength material, transparent tempered glass, with strong impact resistance, heat resistance and high Light transmittance;
7. The constant current power supply has wide voltage input and constant current output, and has the protection functions of shunt, surge prevention, overcurrent, open circuit, open circuit, high temperature, anti electromagnetic interference, etc;
8. Power factor $\cos \phi \geq 0.95$;
9. Steel pipe or cable wiring.

Featured display



Well-known brand chips, reasonable arrangement, unidirectional Light emission, uniform and soft Light, Light efficiency $\geq 120\text{lm/W}$, high color rendering $R_a > 70$, long service life, green environmental protection, color temperature 3000K~5700K.

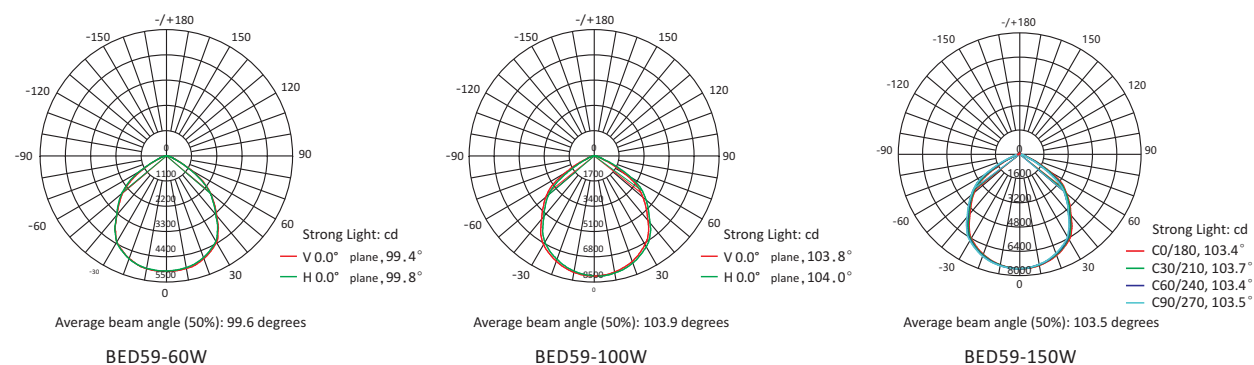


The natural ventilation convection heat dissipation technology uses air flow to dissipate to the surface of the heat sink of the lamp through the heat dissipation channel and heat flow channel, effectively dissipating the heat of the LED Light source and ensuring the long-life operation of the LED explosion-proof lamp.

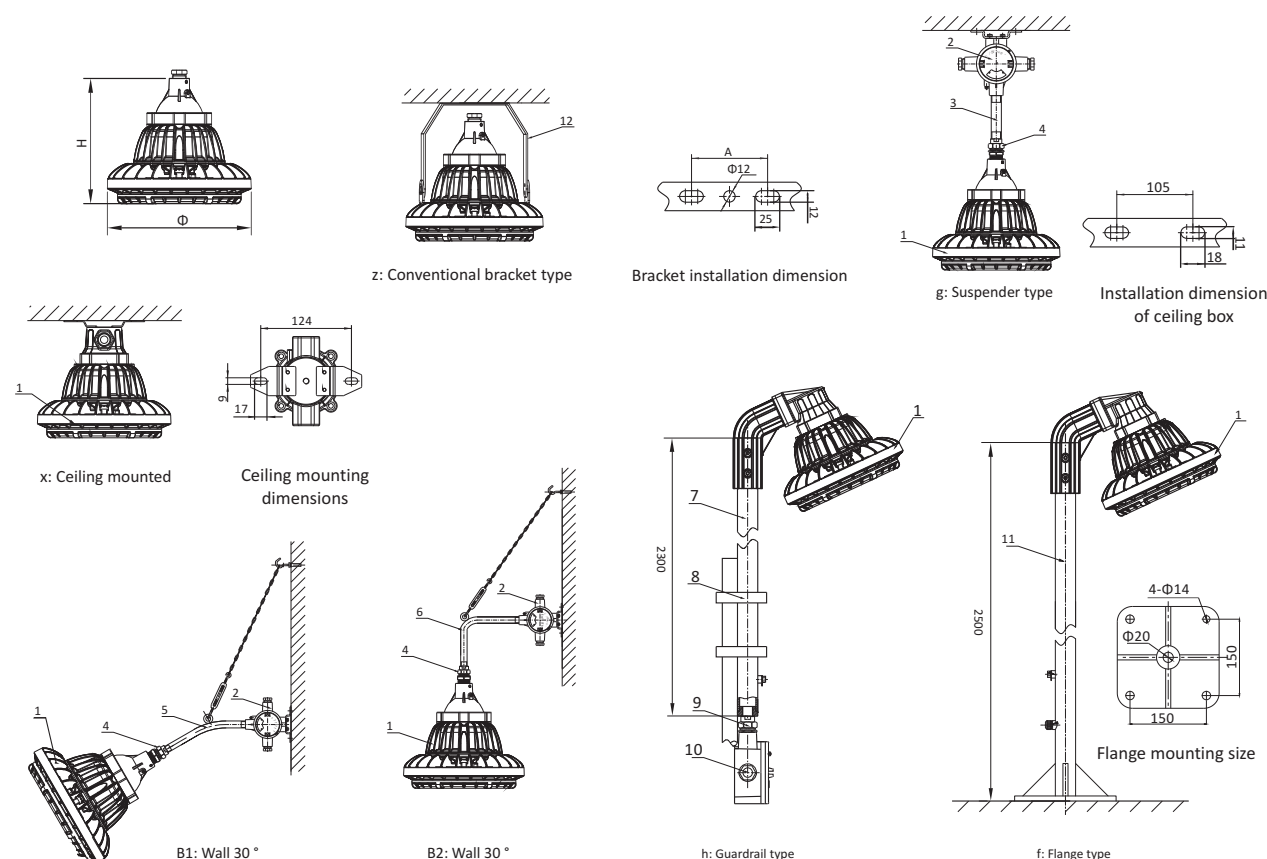
Technical parameter

Model	Explosion-proof mark	Light source	Lamp type	Power (W)	Luminous flux (Lm)	Color temperature (k)	Weight (kg)		
BED59-□	Ex db II C T6 Gb Ex tb IIIC T80°C Db	LED	I	10~30	1200~3600	3000~5700	2.6		
			II	40~60	4800~7200		3.4		
			III	80~100	9600~12000		4.3		
			IV	120~150	14000~18000		6.5		
			V	160~200	19200~24000		7.1		
Rated voltage/ frequency		Inlet thread		Cable outer diameter		Protection class		Corrosion class	
220V/50Hz		G3/4		Φ10~Φ14mm		IP66		WF2	

Light distribution curve



Appearance and installation example



Number	Specifications	Type	Power Range (W)	Φ(mm)	H(mm)	A(mm)
1	BED59-30W	I	10-30	209	224	85
2	BED59-60W	II	40-60	236	224	85
3	BED59-100W	III	80-100	252	219	85
4	BED59-150W	IV	120-150	306	240	85
5	BED59-200W	V	160-200	352	250	85

BED51 explosion-proof LED floodlight

Scope of application


- 1.Used in Zone 1and Zone 2; Zone 21 and Zone 22; IIA 、 IIB 、 IIC;
- 2.Temperature group: T1~T6;
- 3.Suitable for energy saving renovation projects and places where maintenance and replacement are difficult;
- 4.Widely used in petroleum exploitation, refining, chemical industry, military industry, textile, food processing and offshore oil platform, tanker and other places of Lighting.



Feature of product

1. The radiator is designed to be made of special cast aluminum alloy by die-casting, and its surface is sprayed with high voltage static electricity;
2. Exposed stainless steel fasteners with high corrosion resistance;
3. Separate structure of Light source cavity and power supply cavity;
4. Specially designed Light distribution system, with high Light utilization rate, reasonable Light distribution, uniform illumination and no glare;
5. The junction box is of labyrinth structure, equipped with silicone rubber sealing strip, firmly pasted, and of high protection grade;
6. Toughened glass made of high-strength material, with strong impact resistance, thermal shock resistance and high Light transmittance;
7. The constant current power supply has wide voltage input and constant current output, and has the protection functions of shunt, surge prevention, overcurrent, open circuit, open circuit, high temperature, anti electromagnetic interference, etc;
8. Power factor $\cos \phi \geq 0.95$;
9. The combined emergency device can be equipped according to the use requirements. When the power supply is cut off, it can automatically switch to the emergency Lighting state;
10. Cable routing.

Featured display




Famous brand chip, reasonably arranged, unidirectional Lighting, uniform and soft Light, Light efficiency $\geq 120\text{lm/W}$, high color rendering $R_a > 70$, long service life, green and environmental protection, color temperature 3000K~5700K.



The adjusting mechanism can adjust the irradiation angle from 0° to 270°.



The fin design of the heat dissipation structure increases the surface area of the heat dissipation, and the air convection groove is set to effectively dissipate the heat of the Light source cavity by using the air flow, so as to ensure the long service life of the lamp.



The integrated innovative design of optical components and anti glare components adopts multi-point Light distribution, with uniform illumination and no glare; Multi angle options, suitable for places with different installation heights.

Technical parameter

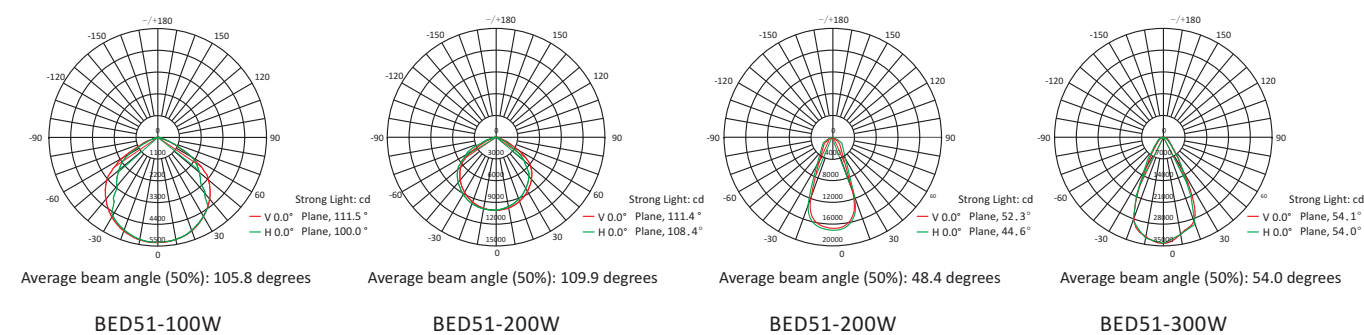
Model	Explosion-proof mark	Light source	Lamp type	Power (W)	Luminous flux (Lm)	Color temperature (k)	Weight (kg)
BED51-□	Ex db eb mb II C T5/T6 Gb Ex tb III C T95°C/T80°C Db	LED	I	30~100	3600~12000	3000~5700	7
			II	110~200	13200~24000		11
			III	210~320	25200~38400		17
			IV	350~400	42000~48000		23
			V	450~600	54000~72000		36

Rated voltage/frequency	Inlet thread	Cable outer diameter	Protection class	Corrosion class
220V/50Hz	G3/4	Φ10~Φ14mm	IP66	WF2

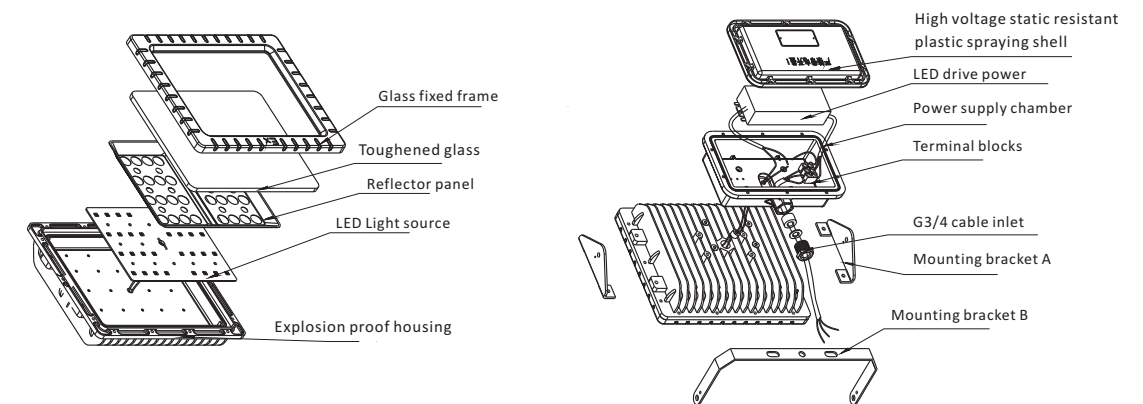
Emergency parameters

Emergency start time (S)	Charging time (h)	Emergency power (within 100W)	Emergency power (within 200W)	Emergency Lighting time (min)
≤0.3	24	≤20W	20W~50W Optional	≥60min、≥90min Optional

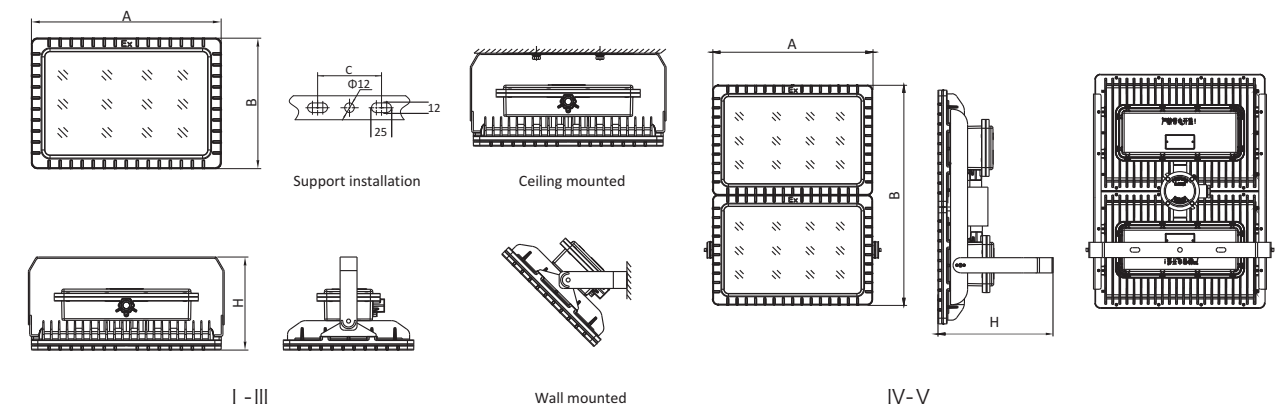
Light distribution curve



Structural Analysis



Appearance and installation example



Number	Specifications	Type	Power Range (W)	A(mm)	B(mm)	C(mm)	H(mm)
1	BED51-100W	I	30~100	308	255	105	240
2	BED51-200W	II	110~200	448	308	150	220
3	BED51-320W	III	210~320	480	380	200	330
4	BED51-400W	IV	350~400	448	616	300	220
5	BED51-600W	V	450~600	480	760	300	330

Accessories selection table

Number	Name	Remarks
1	LED explosion-proof flood Light (projection Light)	/
2	Explosion proof junction box G3/4 tee	User option
3	Explosion proof flexible pipe G3/4NGD-20X500, one inside and one outside	Length can be customized

BED57 series explosion-proof maintenance free energy-saving LED lamp

Scope of application

1. Used in Zone 1 and Zone 2; Zone 21 and Zone 22; IIA 、 IIB 、 IIC;
2. Temperature group: T1~T6;
3. Suitable for energy saving renovation projects and places where maintenance and replacement are difficult;
4. Widely used in petroleum exploitation, refining, chemical industry, military industry, textile, food processing and offshore oil platform, tanker and other places of Lighting.



Feature of product

1. The radiator is designed to be made of special cast aluminum alloy by die-casting, and its surface is sprayed with high voltage static electricity;
2. Exposed stainless steel fasteners with high corrosion resistance;
3. Separate structure of Light source cavity and power supply cavity;
4. Specially designed Light distribution system, with high Light utilization rate, reasonable Light distribution, uniform illumination and no glare;
5. The junction box is of labyrinth structure, equipped with silicone rubber sealing strip, firmly pasted, and of high protection grade;
6. Toughened glass made of high-strength material, with strong impact resistance, thermal shock resistance and high Light transmittance;
7. The constant current power supply has wide voltage input and constant current output, and has the protection functions of shunt, surge prevention, overcurrent, open circuit, open circuit, high temperature, anti electromagnetic interference, etc;
8. Power factor $\cos \phi \geq 0.95$;
9. The combined emergency device can be equipped according to the use requirements. When the power supply is cut off, it can automatically switch to the emergency Lighting state;
10. Cable routing.

Featured display



Well-known brand chips, reasonable arrangement, unidirectional Light emission, uniform and soft Light, Light efficiency $> 120\text{lm/W}$, high color rendering $R_a > 70$, long service life, green environmental protection, color temperature $3000\text{K} \sim 5700\text{K}$.



The adjusting mechanism can adjust the irradiation angle from 0° to 270° .



The fin design of the heat dissipation structure increases the surface area of the heat dissipation, and the air convection groove is set to effectively dissipate the heat of the Light source cavity by using the air flow, so as to ensure the long service life of the lamp.



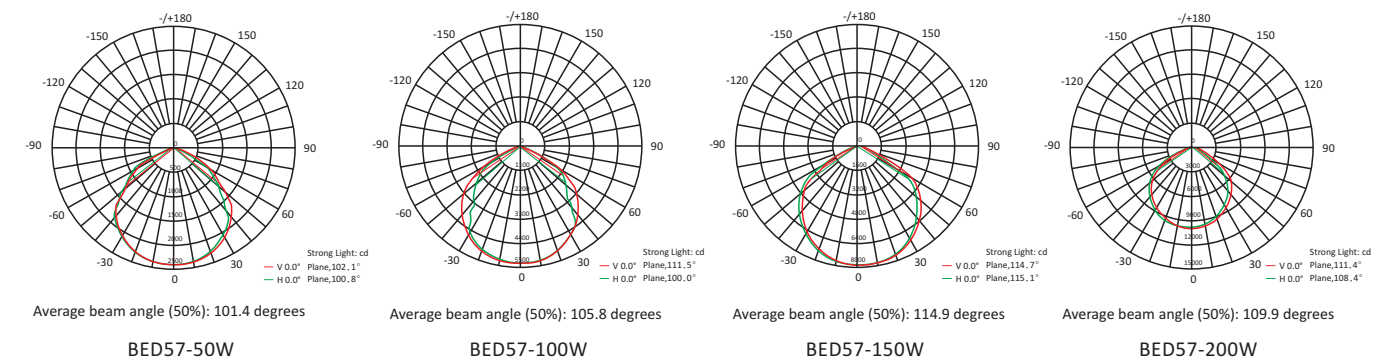
The integrated innovative design of optical components and anti glare components adopts multi-point Light distribution, with uniform illumination and no glare; Multi angle options, suitable for places with different installation heights.

Technical parameter

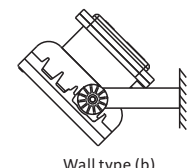
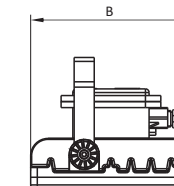
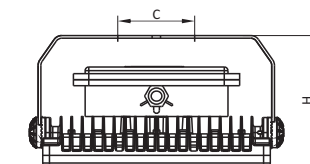
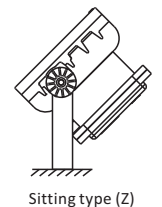
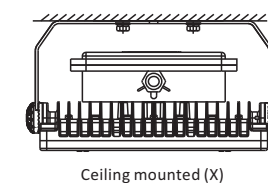
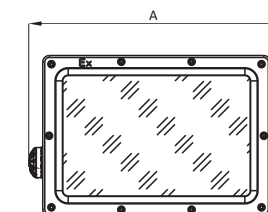
Model	Explosion-proof mark	Light source	Lamp type	Power (W)	Luminous flux (Lm)	Color temperature (k)	Weight (kg)
BED57-□	Ex db eb mb II C T6 Gb Ex tb III C T80°C Db	LED	I	30~60	3600~7200	3000~5700	4
			II	70~100	8400~12000		8
			III	120~160	14400~19200		11
			IV	180~240	21600~28800		14

Rated voltage/frequency	Inlet thread	Cable outer diameter	Protection class	Corrosion class
220V/50Hz	G3/4	$\Phi 10 \sim \Phi 14\text{mm}$	IP66	WF2

Light distribution curve



Appearance and installation example



Accessories selection table

Number	Specifications	Type	Power Range (W)	A(mm)	B(mm)	C(mm)	H(mm)
1	BED57-60W	I	30-60	280	170	105	177
2	BED57-100W	II	70-100	380	240	115	194
3	BED57-160W	III	120-160	456	294	150	214
4	BED57-240W	IV	180-240	520	340	150	214

BPY96 series explosion-proof LED fluorescent lamp

Scope of application

1. Used in Zone 1 and Zone 2; Zone 21 and Zone 22; IIA 、 IIB 、 IIC;
2. Temperature group: T1~T6;
3. Suitable for energy saving renovation projects and places where maintenance and replacement are difficult;
4. Widely used in petroleum exploitation, refining, chemical industry, military industry, textile, food processing and offshore oil platform, tanker and other places of Lighting.



Feature of product

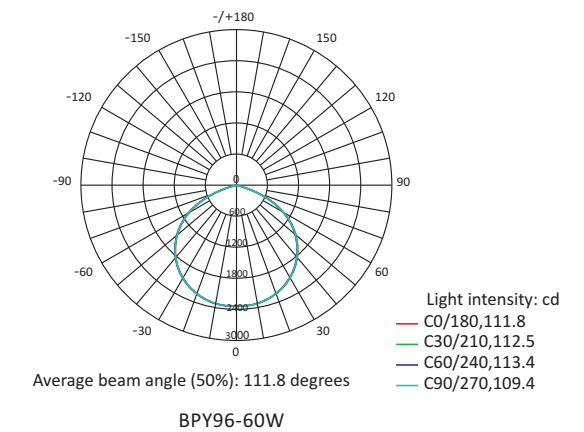
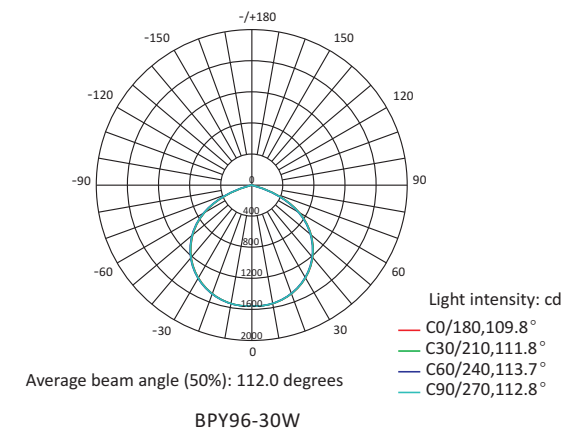
1. The shell of the product is made of aluminum alloy die-casting. After shot blasting, the surface is sprayed with high-voltage electrostatic plastic, which is corrosion-resistant and anti-aging; The transparent parts are made of physically toughened glass with high Light transmittance and ultraviolet resistance; Exposed stainless steel fasteners with high corrosion resistance; The joint surface is made of high temperature resistant silicone rubber seal ring, with protection performance of IP66, which can be used indoors and outdoors; It is equipped with special terminal blocks, with reliable wire connection and convenient maintenance;
2. The natural ventilation convection heat dissipation technology is adopted, and the air flow is used to effectively dissipate the heat to the space outside the lamp through the heat dissipation channel and heat flow channel to ensure the long service life of the lamp;
3. Independent anti surge device of power module can effectively filter the damage to lamps caused by voltage fluctuation caused by large equipment; Special constant current waterproof power supply, wide voltage input, constant power output, with short circuit, high temperature and other protection functions; Power factor $\cos \Phi = 0.95$;
4. The Light source module adopts chips of international famous brands, which are reasonably arranged, unidirectional Lighting, uniform and soft Light, Light efficiency $\geq 120\text{lm/W}$, and high color rendering $R_a > 70$;
5. This series of products can be equipped with a combined emergency device, which can automatically switch to the emergency Lighting state when the power supply is cut off; Emergency parameters: a) Emergency starting time (s): $\leq 0.3\text{s}$; b) Charging time (h): 24; c) Emergency power (W): ≤ 50 ; d) Emergency Lighting time (min): $\geq 60, \geq 90$.

Technical parameter

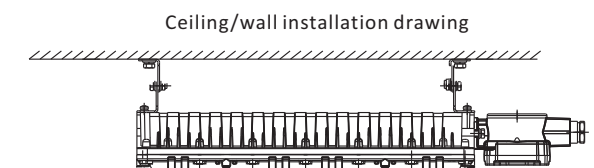
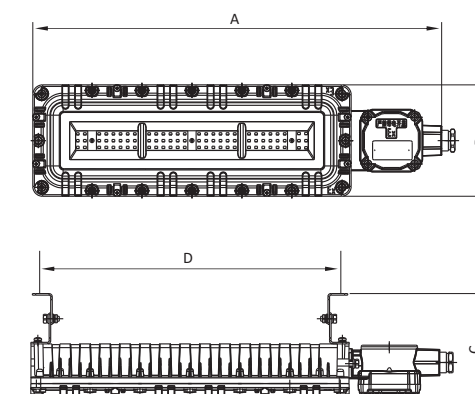
Model	Explosion proof sign	Light source	Lamp type	Power (W)	Luminous flux (Lm)	Color temperature (K)	Weight (kg)
BPY96-□	Ex db II C T6 Gb Ex tb III C T80°C Db	LED	I	20~30	2400~4800	3000~5700	5
			II	40~60	4800~7200		7

Rated voltage/frequency	Inlet thread	Cable outer diameter	Emergency charging time	Emergency starting time	Emergency Lighting time	Degree of protection	Anti corrosion grade
220V/50Hz	G3/4	$\Phi 10 \sim \Phi 14\text{mm}$	24h	$\leq 0.3\text{s}$	$\geq 90\text{min}$	IP66	WF2

Light distribution curve



Appearance and installation example



Model	Power	A(mm)	B(mm)	C(mm)	D(mm)
I	20~30W	516	140.5	133	380
II	40~60W	716	140.5	133	579

BYS series explosion-proof anti-corrosion fluorescent lamp

Scope of application

1. Used in Zone 1 and Zone 2; Zone 21 and Zone 22; IIA 、 IIB 、 IIC;
2. Temperature group: T1~T6;
3. Suitable for energy saving renovation projects and places where maintenance and replacement are difficult;
4. Widely used in petroleum exploitation, refining, chemical industry, military industry, textile, food processing and offshore oil platform, tanker and other places of Lighting.



Feature of product

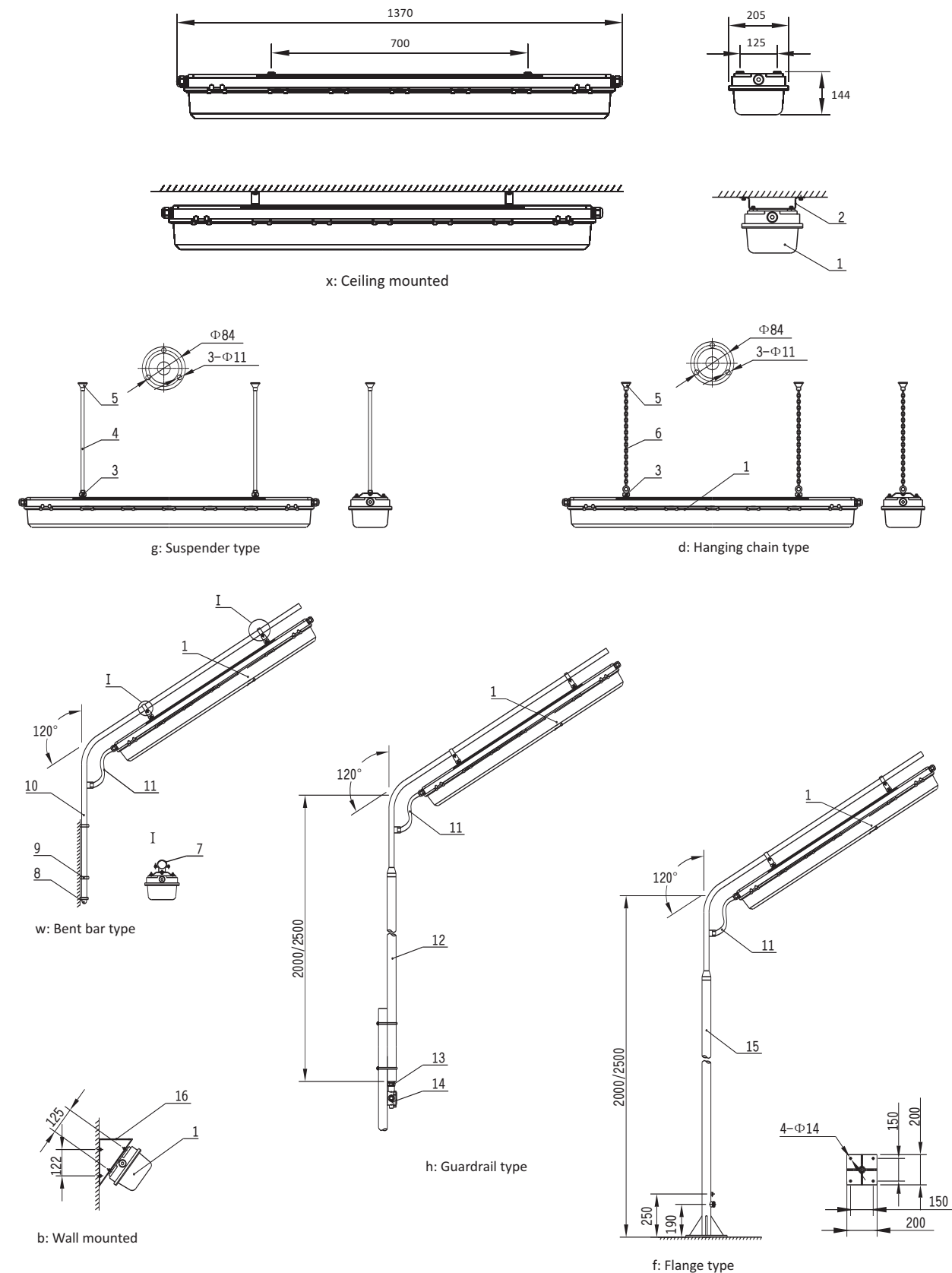
1. The shell is molded with high-strength SMC. The transparent cover adopts polycarbonate injection molding with good Light transmittance and strong impact resistance;
2. Labyrinth structure is adopted for the shell, which is characterized by good dust-proof, waterproof and strong corrosion resistance;
3. The built-in ballast is a special explosion-proof ballast with a power factor ≥ 0.95 . The built-in disconnecting switch automatically cuts off the power supply when the product is opened to improve the safety performance of the product; and It has short circuit and open circuit protection functions, and is equipped with prevention circuit for aging effect and air leakage of the lamp tube, so that the lamp can work normally, with high efficiency and energy saving, and wide voltage input range, Constant power output;
4. Equipped with well-known brand fluorescent tubes, with long service life and high luminous efficiency;
5. Emergency devices can be configured according to user requirements. When the external power is cut off, the lamps will automatically switch to the emergency Lighting state;
6. Steel pipe or cable wiring is acceptable.

Technical parameter

Model	Explosion proof sign	Light source	Lamp type	Power (W)	Luminous flux (Lm)	Color temperature (K)	Weight (kg)
BYS-□	Ex db eb mb II C T5 Gc Ex tb III C T80°C Db	LED	I	1×9	589	3000~5700	2.5
				2×9	1165		
				3×9	1740		
			II	1×18	1156		6
				2×18	2312		
				3×18	3432		

Rated voltage/ frequency	Inlet thread	Cable outer diameter	Emergency charging time	Emergency starting time	Emergency Lighting time	Degree of protection	Anti corrosion grade
220V/50Hz	G1/2	Φ7~Φ10mm	24h	≤0.3s	≥90min	IP65/66	WF2

Appearance and installation example



BBJ series explosion-proof audible and visual alarm

Scope of application

1. Used in Zone 1 and Zone 2; Zone 21 and Zone 22; IIA 、 IIB 、 IIC;
2. Temperature group: T1~T6;
3. Suitable for energy saving renovation projects and places where maintenance and replacement are difficult;
4. Widely used in petroleum exploitation, refining, chemical industry, military industry, textile, food processing and offshore oil platform, tanker and other places of Lighting.



Feature of product

1. The shell is made of aluminum alloy die-casting, and the surface is sprayed with high-voltage electrostatic powder;
2. Light structure and elegant appearance;
3. High strength tempered glass lampshade;
4. High brightness red LED is adopted, which has long service life and high brightness;
5. Remove the wiring of the built-in buzzer and it can be used as a warning Light;
6. Exposed fasteners shall be made of stainless steel;
7. Steel pipe cable wiring.

Light source parameters

1. 10W rotary warning Light ordinary diode, high brightness LED lamp bead;
 2. Number of flashes: (150/min)
- Sound source parameters
Sound intensity: > 90-180dB;

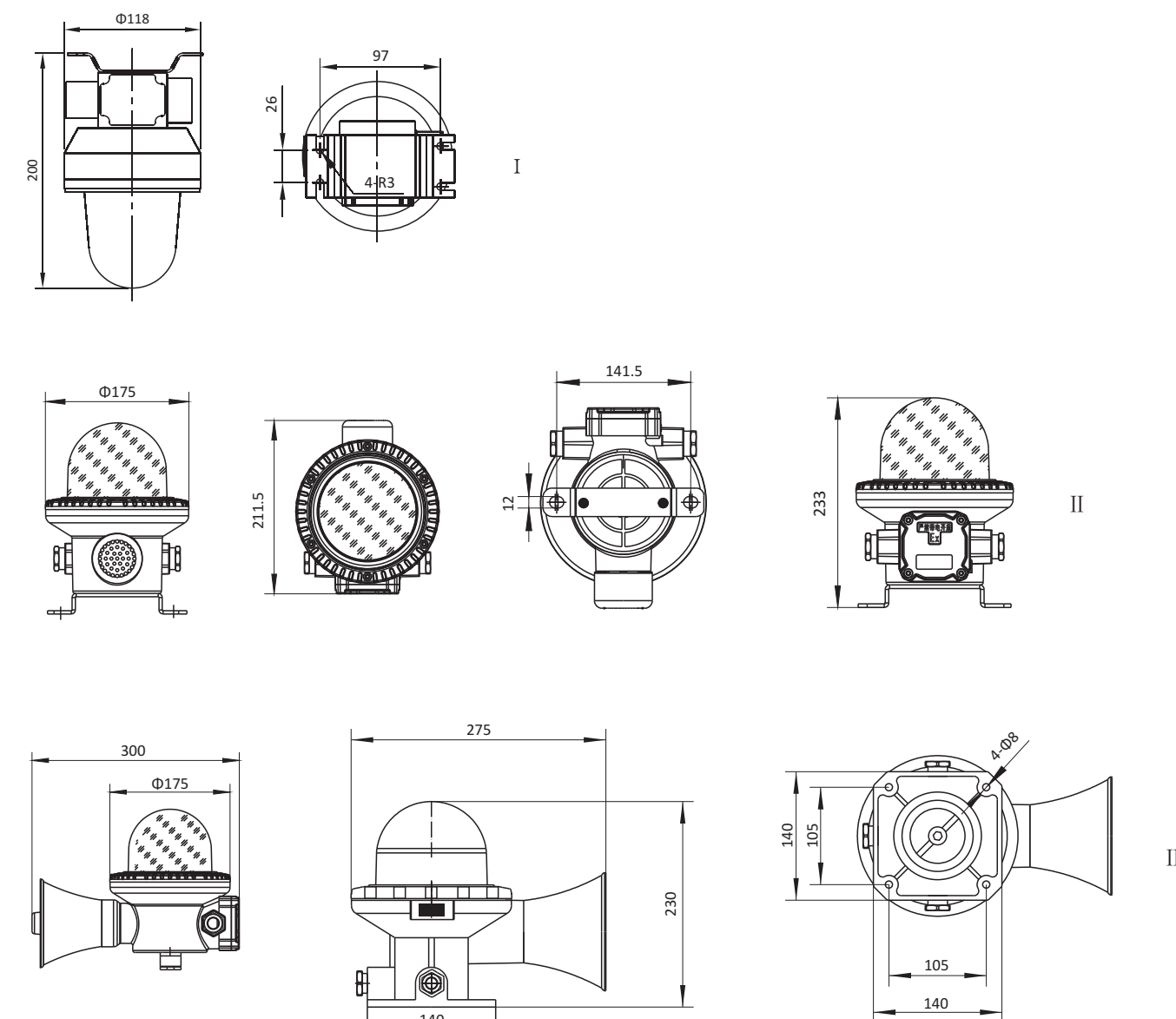
Technical parameter

Model	Explosion proof sign	Light source	Lamp type	Power (W)	Rated voltage	Number of flashes (times/min)	Sound intensity (dB)	Weight (kg)
BBJ-□	Ex db eb IIB T6 Gb Ex db ib IIC T6 Gb Ex tb IIIC T80°C Db Ex ib IIIC T80°C Db	LED	I	10W	AC/DC24 AC/DC36 ~ 220V	150	90	1.1
			II				120	3.1
			III				180	3.4

Technical parameter

Inlet thread	Cable outer diameter	Degree of protection	Anti corrosion grade
G3/4	Φ10~Φ14mm	IP66	WF2

Appearance and installation example



SHBZ series explosion-proof aviation obstruction lamp

Scope of application

- 1.Used in Zone 1and Zone 2; Zone 21 and Zone 22; IIA 、 IIB 、 IIC;
- 2.Temperature group: T1~T6;
- 3.Suitable for energy saving renovation projects and places where maintenance and replacement are difficult;
- 4.Widely used in petroleum exploitation, refining, chemical industry, military industry, textile, food processing and offshore oil platform, tanker and other places of Lighting.



Feature of product

- 1. Aluminum alloy die-casting shell, with high voltage electrostatic spraying on the surface, is corrosion resistant and aging resistant;
- 2. The transparent parts are made of imported engineering resin, which is UV resistant and anti glare, and the Light is soft, which can effectively avoid discomfort and fatigue caused by Light;
- 3. Exposed stainless steel fasteners have high anti-corrosion performance;
- 4. All external detachable parts of the lamp shall be provided with anti falling measures;
- 5. The joint surface adopts high temperature resistant silicone rubber seal ring, with the protection performance up to IP66, which can be used indoors and outdoors;
- 6. Special terminal blocks are set inside, with reliable wire connection and convenient maintenance;
- 7. The new energy-saving and environment-friendly LED Light source has small Light attenuation and a service life of up to 100000 hours;
- 8. Special constant current power supply, low power consumption, constant output power, open circuit, short circuit, overheating protection functions, high power factor up to 0.9 or more;
- 9. This series of lamps are equipped with cable clamping sealing device, which can be used for steel pipe or cable wiring.

Characteristics of LED high-power spherical lamp beads

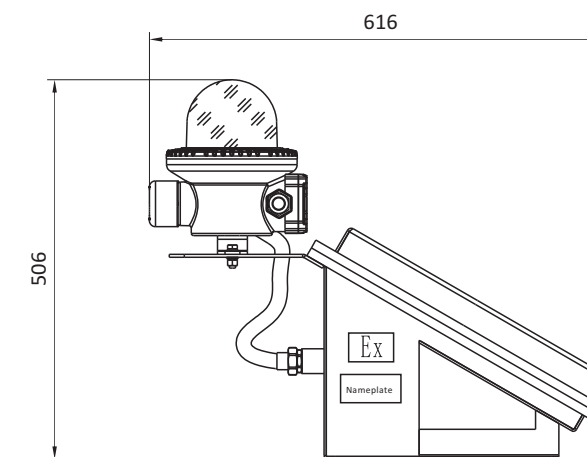
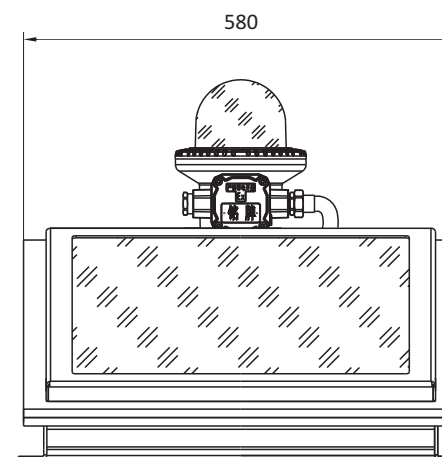
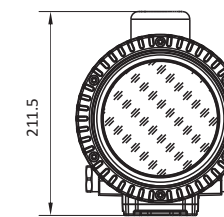
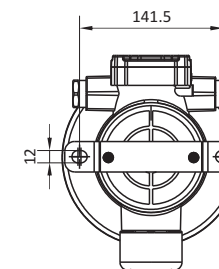
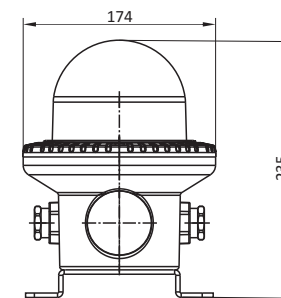
- 1. LED Light source, unidirectional Lighting, no side Lighting, high Light utilization;
- 2. Good energy-saving effect, high luminous efficiency, green and environmental protection;
- 3. Wide voltage input, constant luminous flux output and long service life;
- 4. Constant current power supply, low power consumption, constant output power, open circuit, short circuit, overheating protection functions, to ensure reliable operation of led Light source;

Technical parameter

Model	Explosion proof sign	Light source	Power (W)	Average life (h)	Flash rate (times/min)	Weight (kg)
SHBZ-□	Ex db II CT6 Gb Ex tb III C T80°C Db	LED	10~40	50000	20~60	4.6
						42

Rated voltage/ frequency	Inlet thread	Cable outer diameter	Degree of protection	Anti corrosion grade
220V/50Hz	G3/4	φ10~φ14mm	IP66	WF2

Appearance and installation example



BED62 series explosion-proof maintenance free LED energy-saving road lamp

Scope of application

- 1.Used in Zone 1and Zone 2; Zone 21 and Zone 22; IIA 、 IIB 、 IIC;
- 2.Temperature group: T1~T6;
- 3.Suitable for energy saving renovation projects and places where maintenance and replacement are difficult;
- 4.Widely used in petroleum exploitation, refining, chemical industry, military industry, textile, food processing and offshore oil platform, tanker and other places of Lighting.




Feature of product

- 1. The radiator is designed to be made of special cast aluminum alloy by die-casting, and its surface is sprayed with high voltage static electricity;
- 2. Exposed stainless steel fasteners with high corrosion resistance;
- 3. Separate structure of Light source cavity and power supply cavity;
- 4. Specially designed Light distribution system, with high Light utilization rate, reasonable Light distribution, uniform illumination and no glare;
- 5. The junction box is of labyrinth structure, equipped with silicone rubber sealing strip, firmly pasted, and of high protection grade;
- 6. Toughened glass made of high-strength material, with strong impact resistance, thermal shock resistance and high Light transmittance;
- 7. The constant current power supply has wide voltage input and constant current output, and has the protection functions of shunt, surge prevention, overcurrent, open circuit, open circuit, high temperature, anti electromagnetic interference, etc;
- 8. Power factor $\cos \phi \geq 0.95$;
- 9. The combined emergency device can be equipped according to the use requirements. When the power supply is cut off, it can automatically switch to the emergency Lighting state;
- 10. Cable routing.


Featured display



Well-known brand chips, reasonable arrangement, unidirectional Light emission, uniform and soft Light, Light efficiency > 120lm/W, high color rendering Ra>70, long service life, green environmental protection, color temperature 3000K~5700K.



Special connecting sleeve for combined street lamp, beautiful and generous appearance, installation pipe diameter Φ 62mm.



The fin design of the heat dissipation structure increases the surface area of the heat dissipation, and the air convection groove is set to effectively dissipate the heat of the Light source cavity by using the air flow, so as to ensure the long service life of the lamp.



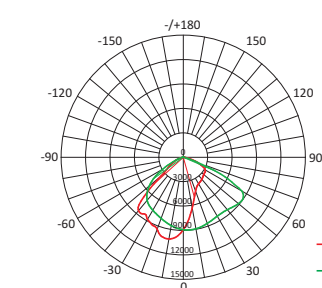
The integrated innovative design of optical components adopts multi-point Light distribution with uniform illumination without glare; Polarization 15°, irradiation angle 70°x140°.

Technical parameter

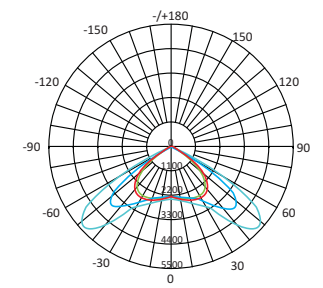
Model	Explosion-proof mark	Light source	Lamp type	Power (W)	Luminous flux (Lm)	Color temperature (k)	Weight (kg)
BED62-□	Ex db eb mb II C T5/T6 Gb	LED	I	70~140	8400~16800	3000~5700	10
	Ex tb III C T95°C/T80°C Db		II	150~240	18000~28800		11.5

Rated voltage/frequency	Inlet thread	Cable outer diameter	Protection class	Corrosion class
220V/50Hz	G3/4	Φ 10~ Φ 14mm	IP66	WF2

Light distribution curve

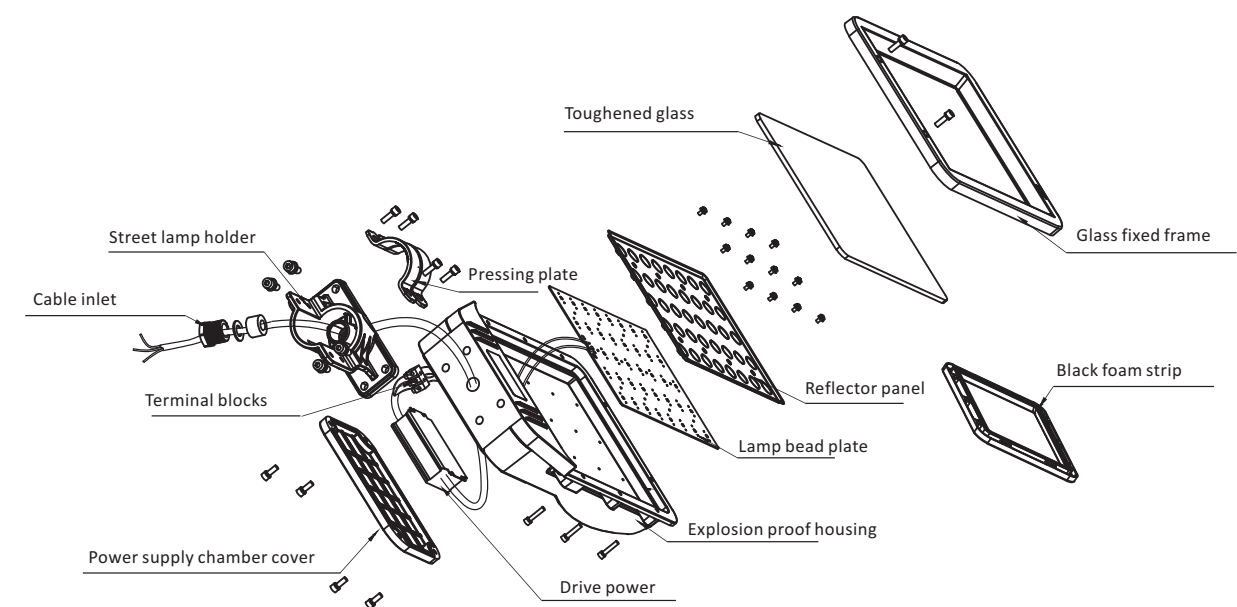


Average beam angle (50%): 92.1 degrees
BED62-200W



Average beam angle (50%): 89.5 degrees
BED62-240W

Structural Analysis



SH-C-XF80 emergency Lighting controller

Scope of application

- 1. Automatically realize the operation status of monitoring system equipment and emergency lamps, with annual and monthly inspection functions;
- 2. The emergency time of the self-contained standby power supply is ≥ 180 minutes, the protection level is as high as IP33, and the CAN communication of the main circuit is stable and reliable; Historical event record can view all key operations, system status, etc;
- 3. Super load capacity of lamps with more than 18000 points; Automatically perform monthly equipment inspection, display the working status of system equipment in real time, and dynamically display various evacuation indication schemes through dry contact or protocol linkage with FAS system. In daily status, the rear end lamps can be customized on and off;
- 4. Meet various auxiliary functions under daily conditions; User accounts can be established to set system communication parameters and user permissions.



Technical parameter

Product model	SH-C-XF80	
Overall dimension	600mm × 600mm × 1830mm	
Power supply	AC96-276V50HZ (fire power supply)	
Battery	12AH Section 1	
communication interface	CAN × 1-way, RS485 × 1 circuit, active contact × 1 way	CAN 、 USB 、 RS232 、 RS485 、 RJ45
Networking capability	One channel CAN bus. Each channel connects 32 address devices	4-way CAN bus. Each channel connects 32 address devices
Load communication mode	R-BUS communication+power non-polar two bus	
Networking distance	The bus design distance can reach 1000m, and optical fiber or CAN relay can be selected when it is > 1000m	
Standby time	≥ 180min	
printer	Thermal printer (provided by the customer)	
Display device	8-inch industrial touch 8-inch industrial touch screen	
Installation method	Vertical	
Operating environment	Temperature: - 20 ℃ ~ 55 ℃ , relative humidity: ≤ RH95% (no condensation)	

SH-D-□-BXK58 series emergency Lighting centralized power supply

Scope of application

- 1. Suitable for explosive gas environment: Zone 1 and Zone 2;
- 2. Applicable to combustible dust places: Zone 21 and 22;
- 3. It is suitable for Lighting in dangerous environments such as petroleum exploitation, oil refining, chemical industry and military industry or for special emergency Lighting in case of power failure.



Product features

- 1. Intelligent microprocessor control/DSP digital control SVPWM modulation technology, with complete functions;
- 2. LED LCD display and fault audible and visual alarm, simple and convenient maintenance;
- 3. Automatic instant switching, unattended;
- 4. It is quiet, pollution-free, pollution-free, energy-saving, and basically does not consume electricity when not under emergency control;
- 5. Reliable quality, best cost performance among similar products, and complete protection function;
- 6. Strong overload capacity and perfect protection function.

Explosion proof sign

Ex db eb II C T6 Gb/Ex tb IIIC T80°C Db;

Structural features and working principle

- 1. The power supply circuit is mainly composed of the main power supply circuit and the backup power circuit. When the main power is working, the backup power and battery are charged at the same time. When the battery is fully charged, the charger automatically switches to the floating charge state to offset the self discharge of the battery and ensure the capacity of the battery when supplying power.
- 2. When the main power fails, the centralized power supply automatically detects the AC power loss, and automatically switches to the emergency state through the algorithm processing and logic judgment of the software. When the mains power returns to normal, the control system will immediately return to the normal mains power working state. When there is a fault in the system, the fault information is automatically uploaded to the emergency Lighting controller. The software stores the fault record in the database through logical judgment and processing, so as to facilitate post query. At the same time, the audio alarm is started. If there is an event that needs to be transferred to emergency, the control system transfers to emergency. At the same time, the centralized power supply has automatic system annual inspection and monthly inspection functions.
- 3. The centralized power supply allocates 8 independent circuits for the lamps. The communication with the lamps is a 2-wire communication mode. The power supply and signal are non polar, and have the function of automatic short circuit protection. The system has strong anti-interference and is easy to install.
- 4. SH-D-0.15KVA-BXK58 centralized power supply is divided into three parts: display module, main control module and acquisition module (circuit board). The modules communicate with each other through Rs485, which is convenient for troubleshooting if problems occur.
- 5. All external connecting wires in SH-D-0.15KVA-BXK58 centralized power supply are connected to the terminal block for easy wiring.
- 6. SH-D-0.15KVA-BXK58 centralized power supply is connected with PC through CAN communication, which has reliable transmission and high real-time performance.

SH-ZFZD-E6W-BCJ51 series fire emergency lights

SH-ZFJC-E6W-BCJ52

centralized power supply centralized control fire emergency lights

Scope of application

1. It is applicable to the places in Zone 1 and Zone 2 of explosive gas environment;
2. It is applicable to the places in Zone 21 and 22 of combustible dust environment;
3. Suitable for IIA, IIB and IIC explosive gas environment;
4. Applicable to T1~T6 temperature groups;
5. It is suitable for Lighting in dangerous environments such as petroleum exploitation, oil refining, chemical industry and military industry, or for special emergency Lighting in case of power failure.

Product features

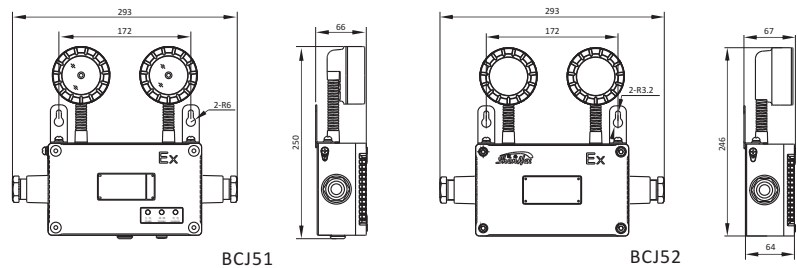
1. Non polar connection;
2. Handheld encoder coding;
3. Short circuit independent recoverable protection;
4. The product is made of special cast aluminum alloy by die-casting, and its surface is sprayed with high voltage static electricity;
5. Exposed stainless steel fasteners with high corrosion resistance;
6. Aluminum alloy die-casting shell, high-speed shot blasting, high-voltage electrostatic plastic spraying on the surface, corrosion resistance and aging resistance;
7. The evacuation sign can be freely selected by the user or customized according to the user's requirements;
8. Ultra high brightness LED Light source is adopted, with low power consumption, long service life and long-term maintenance free;

Technical parameter

Model	Explosion-proof mark	Light source	Lamp type	Power (W)	Charging time (h)	Emergency time (min)	Weight (kg)
BCJ51-□	Ex db eb ib mb II C T6 Gb Ex tb IIIC T80°C Db Ex ib IIIC T80°C Db	LED	I	2×3	24	120	2.5
BCJ52-□		LED	I	2×3	24	120	2.5

Rated voltage	Inlet thread	Cable outer diameter	Protection class	Corrosion class
DC24V/DC36V	G3/4	φ10 ~ φ14mm	IP66	WF2

Appearance and installation example



SH-BLZD-1LR0E | 4W-BYY51 fire emergency exit lightings

SH-BLJC-1LRE | 2W-BYY52

centralized Power Supply Centralized Control Fire emergency exit lightings

Scope of application

1. It is applicable to the places in Zone 1 and Zone 2 of explosive gas environment;
2. It is applicable to the places in Zone 21 and 22 of combustible dust environment;
3. Suitable for IIA, IIB and IIC explosive gas environment;
4. Applicable to T1~T6 temperature groups;
5. It is suitable for Lighting in dangerous environments such as petroleum exploitation, oil refining, chemical industry and military industry, or for special emergency Lighting in case of power failure.

Product features

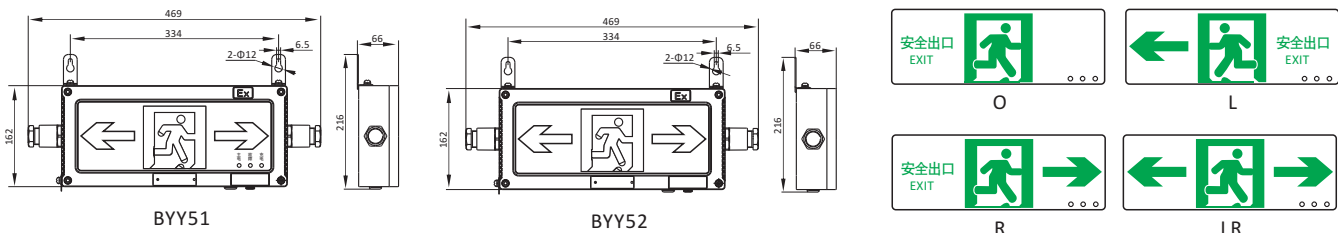
1. Non polar connection;
2. Handheld encoder coding;
3. Short circuit independent recoverable protection;
4. The product is made of special cast aluminum alloy by die-casting, and its surface is sprayed with high voltage static electricity;
5. Exposed stainless steel fasteners with high corrosion resistance;
6. Aluminum alloy die-casting shell, high-speed shot blasting, high-voltage electrostatic plastic spraying on the surface, corrosion resistance and aging resistance;
7. The evacuation sign can be freely selected by the user or customized according to the user's requirements;
8. Ultra high brightness LED Light source is adopted, with low power consumption, long service life and long-term maintenance free;
9. It is normally lit, automatically charged under normal power supply, and automatically lit in case of accident or power failure.

Technical parameter

Model	Explosion-proof mark	Light source	Lamp type	Power (W)	Charging time (h)	Emergency time (min)	Weight (kg)
BYY51-□	Ex db eb ib mb II C T6 Gb Ex tb IIIC T80°C Db Ex ib IIIC T80°C Db	LED	I	4	24	120	3.6
BYY52-□		LED	I	4	24	120	3.6

Rated voltage	Inlet thread	Cable outer diameter	Protection class	Corrosion class
DC24V/DC36V	G3/4	φ10 ~ φ14mm	IP66	WF2

Appearance and installation example



SLF series fixed universal lamps

Product features

1. Radiator is designed to be made of special cast aluminum alloy, with surface High voltage electrostatic spraying;
2. Exposed stainless steel fasteners with high corrosion resistance;
3. High strength, corrosion-resistant, UV resistant and anti glare transparent glass cover;
4. Specially designed Light distribution system, multi-point Lighting, high Light utilization, reasonable Light distribution, uniform illumination without glare;
5. Constant current power supply with wide voltage input, constant current output, shunt anti surge, over-current, open circuit, open circuit, high temperature, anti electromagnetic Interference and other protection functions;
6. Microwave induction dimming system, energy saving and environmental protection;
7. Power factor $\cos \phi \geq 0.95$;
8. Combined emergency devices can be used according to the use requirements, when when the power supply is cut off, it can automatically switch to the emergency Lighting state;
9. Steel pipe or cable wiring.

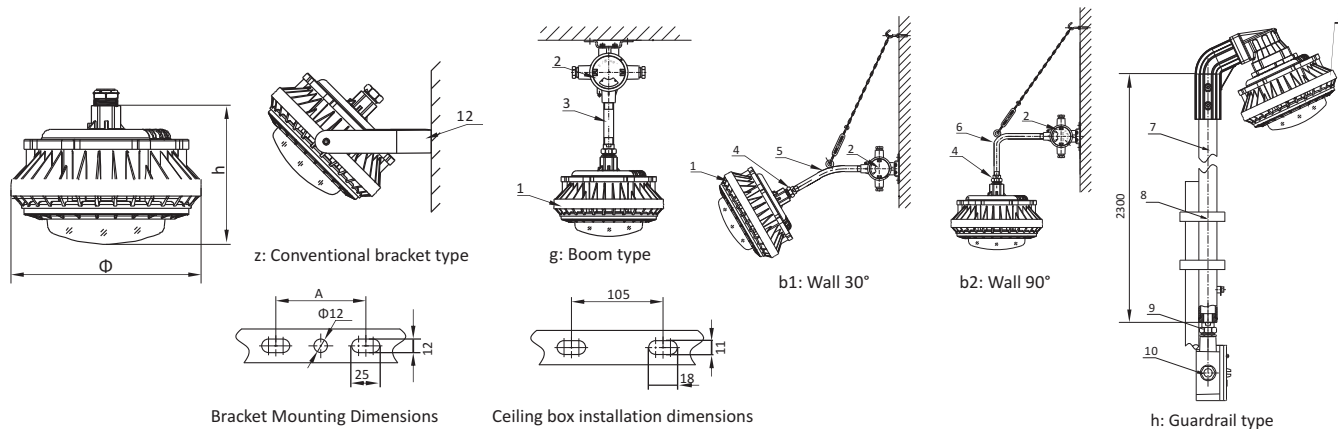


Technical parameter

Model	Light source	Lamp type	Power (W)	Luminous flux (Lm)	Color temperature (K)	Weight (kg)
SLF-□	LED	I	10~30	1200~3600	3000~5700	2.4
		II	40~60	4800~7200		3.5
		III	70~100	8400~12000		5.4
		IV	120~150	14400~18000		6

Rated voltage/frequency	Inlet thread	Cable outer diameter	Protection class	Corrosion class
220V/50Hz	G3/4	Φ10~Φ14mm	IP66	WF2

Appearance and installation example



FAY-B series waterproof, dustproof and anti-corrosion fluorescent lamp

Product features

1. The shell is made of imported ABS material, and the surface is sprayed with high-voltage static electricity;
2. Exposed stainless steel fasteners with high corrosion resistance;
3. The professionally designed Light distribution system has high Light utilization, reasonable Light distribution and uniform illumination;
4. Special heat dissipation materials with high thermal conductivity;
5. High strength transparent glass cover, with strong impact resistance and thermal shock resistance, and high Light transmittance;
6. Multipoint Light distribution Lighting system, multi-point Lighting, uniform illumination, no glare;
7. Special constant current waterproof power supply, wide voltage input, constant power output, with Lightning protection, short circuit, high temperature and other protection functions;
8. Microwave induction dimming system, energy conservation and environmental protection;
9. The combined emergency device can be equipped according to the use requirements. When the power supply is cut off, it can automatically switch to the emergency Lighting state.

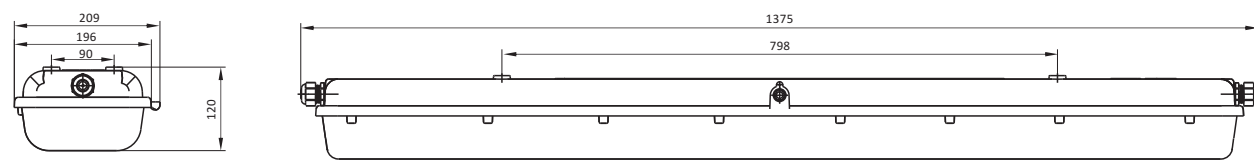


Technical parameter

Model	Light source	Lamp type	Power (W)	Luminous flux (Lm)	Color temperature (K)	Weight (kg)
FAY-B	LED	I	1x9	800	3000~6500	0.72
		II	2x9	1600		0.92
		III	1x18	1600		1.36
		IV	2x18	3200		1.66

Rated voltage/frequency	Inlet thread	Cable outer diameter	Protection class	Corrosion class
220V/50Hz	G3/4	Φ10~Φ14mm	IP66	WF2

Appearance and installation example



L□Z series explosion-proof control stations

Scope of application

1. Used in Zone 1 and Zone 2; Zone 21 and Zone 22; IIA、IIB、IIC;
2. Temperature group: T1~T6;
3. Suitable for energy saving renovation projects and places where maintenance and replacement are difficult;
4. Widely used in petroleum exploitation, refining, chemical industry, military industry, textile, food processing and offshore oil platform, tanker and other places of lighting.

Feature of product

1. The shell is made of aluminum alloy die-casting, carbon steel or stainless steel welding, and the surface is high-voltage electrostatic spraying, which is corrosion-resistant and anti-aging;
2. Exposed stainless steel fasteners with high anti-corrosion performance;
3. LB (C) Z series operating column adopts composite shell structure, and is equipped with explosion-proof indicator, button, change-over switch, instrument, potentiometer and other components;
4. Explosion proof components adopt module design with strong interchangeability;
5. Diversified functions of the transfer switch can be customized according to user requirements; The switch handle can be equipped with a padlock to prevent misoperation;
6. The shell and cover can be added with hinges as required, which is beautiful in appearance and convenient for maintenance;
7. Steel pipe or cable wiring is acceptable.

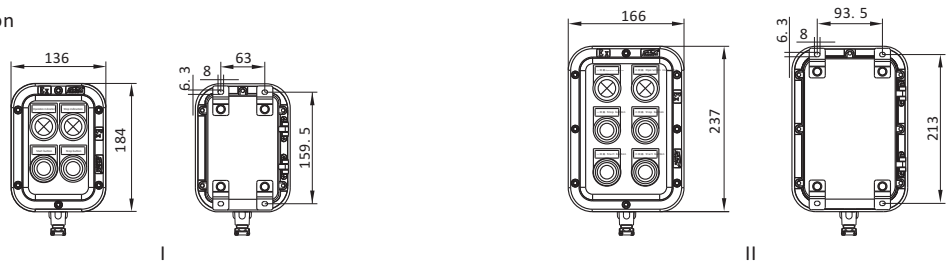
Technical parameter

Model	Explosion-proof mark	Protection class	Corrosion class
LBZ	Ex db eb II B T6 Gb/Ex tb III C T80℃ Db	IP66	WF1 *WF2
LCZ	Ex db eb II C T6 Gb/Ex tb III C T80℃ Db		

Rated voltage	Rated current	Cable outer diameter	Inlet thread	Installation method
220V/380V	6A、10A、16A	Φ7~Φ80mm	G1/2~G4	Hanging type
		Φ12~Φ23mm	G1~G11/4	Vertical

Appearance and installation examples

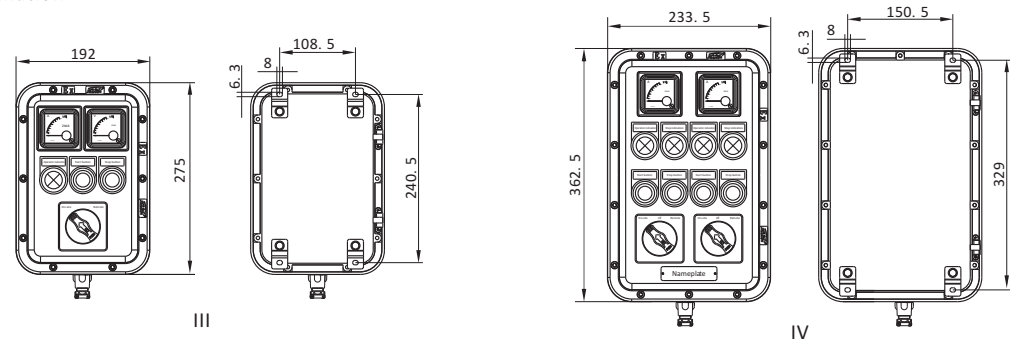
Hanging installation



II

Appearance and installation examples

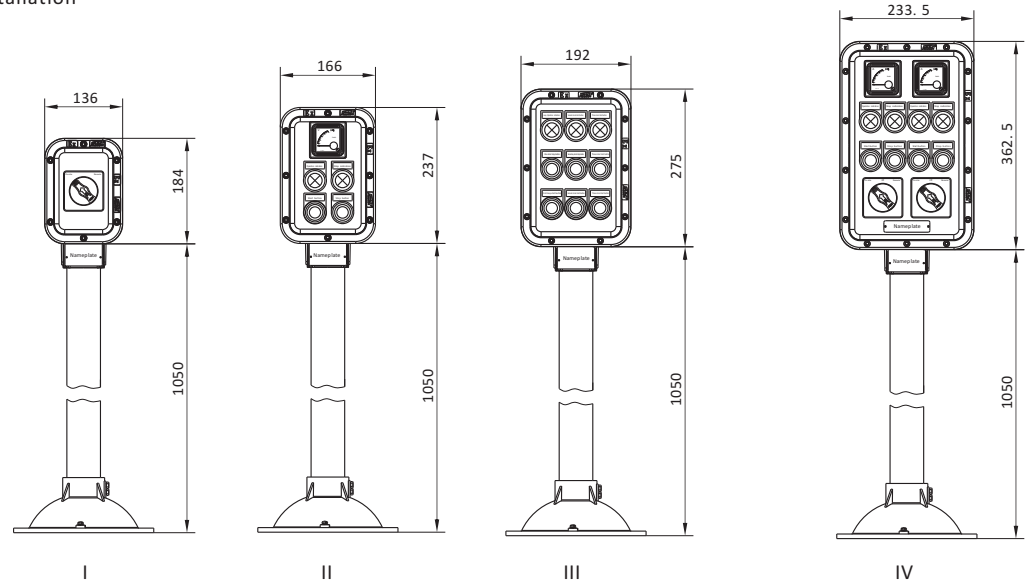
Hanging installation



III

IV

Vertical installation

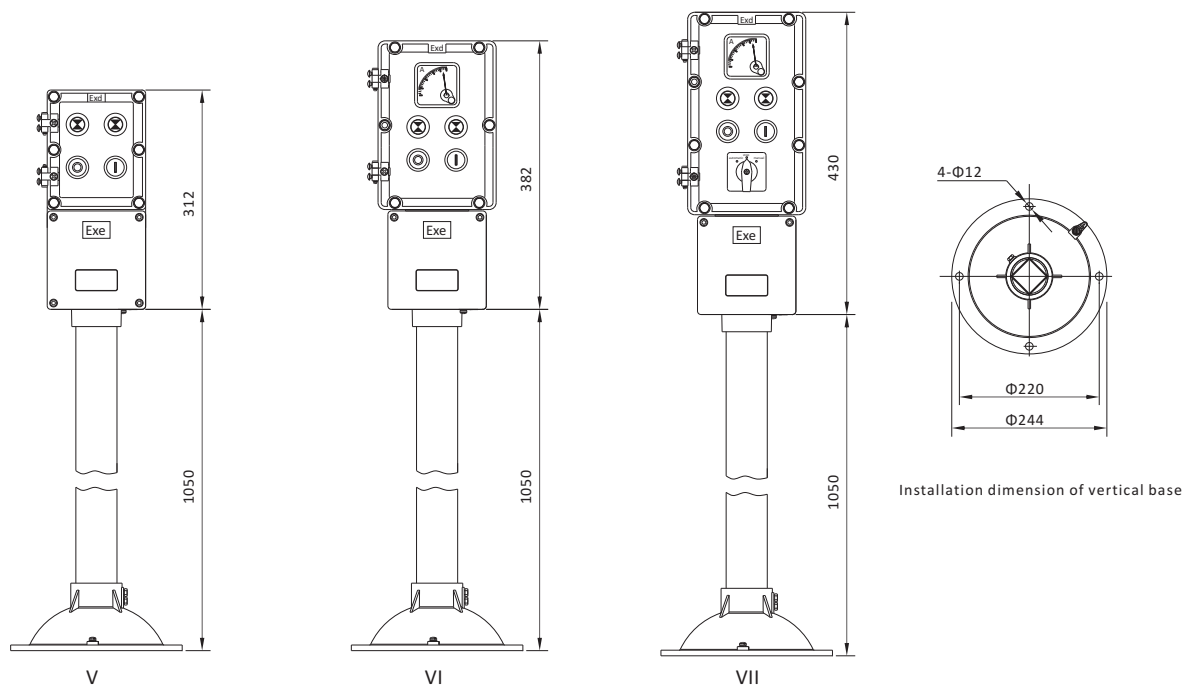


I

II

III

IV



V

VI

VII

Installation dimension of vertical base

LA53 explosion-proof control button

Scope of application

1. Used in Zone 1 and Zone 2; Zone 21 and Zone 22; IIA、IIB、IIC;
2. Temperature group: T1~T6;
3. Suitable for energy saving renovation projects and places where maintenance and replacement are difficult;
4. Widely used in petroleum exploitation, refining, chemical industry, military industry, textile, food processing and offshore oil platform, tanker and other places of lighting.



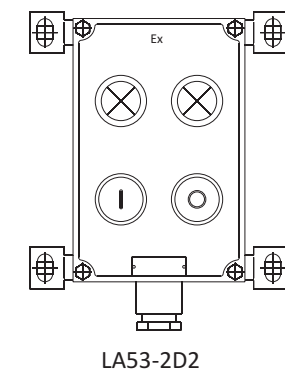
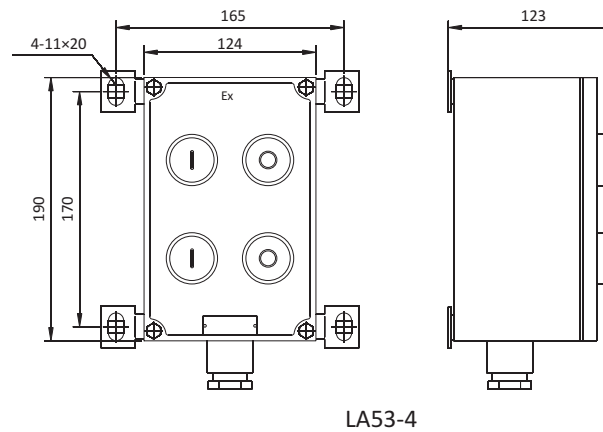
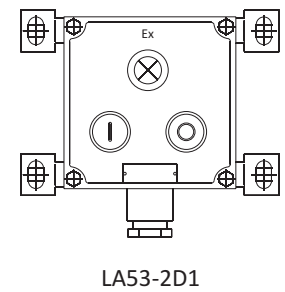
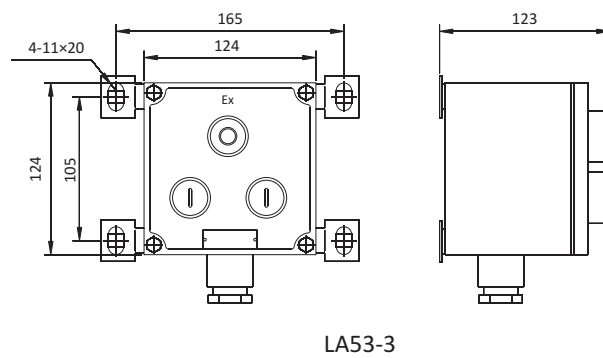

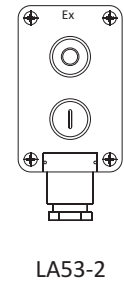
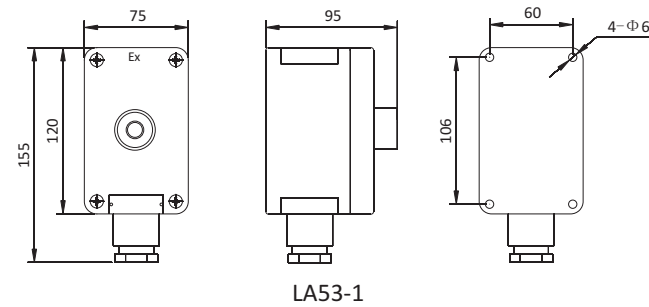
Feature of product

1. Aluminum alloy die-casting shell, high-speed shot blasting, high-voltage electrostatic plastic spraying on the surface, corrosion resistance and aging resistance.
2. Exposed stainless steel fasteners have high anti-corrosion performance.
3. This series of products adopts built-in explosion-proof button.
4. The shell and cover adopt curved sealing structure, which has good waterproof and dustproof performance.
5. Steel pipe or cable wiring is acceptable.

Technical parameter

Rated voltage	Rated current	Explosion proof sign	Degree of protection	Anti corrosion grade	Cable outer diameter	Inlet thread
220V/380V	10A	Ex db eb II C T6 Gb Ex tb III C T80 °C Db	IP65*IP66	WF1*WF2	Φ10~Φ14mm	G3/4

Appearance and installation examples



BXM (D) series explosion-proof lighting (power) distribution box

Scope of application

1. Used in Zone 1 and Zone 2; Zone 21 and Zone 22; IIA、IIB、IIC;
2. Temperature group: T1~T6;
3. Suitable for energy saving renovation projects and places where maintenance and replacement are difficult;
4. Widely used in petroleum exploitation, refining, chemical industry, military industry, textile, food processing and offshore oil platform, tanker and other places of lighting.

Feature of product

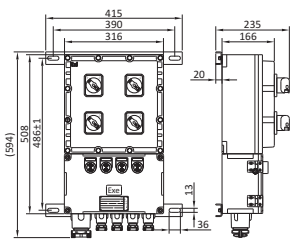
1. The shell is made of aluminum alloy die-casting with high-voltage electrostatic spraying on the surface, which is corrosion-resistant and anti-aging;
2. This series of products are of composite structure: the main chamber is of flameproof structure, and the wiring chamber is of increased safety structure;
3. The switch handle is usually made of PC material, and can also be made of metal according to user requirements. The main switch and sub switch operation panels can be distinguished according to color. The switch handle can be configured with padlock to prevent misoperation;
4. Circuit breakers, AC contactors, thermal relays, surge protectors, universal change-over switches, fuses, transformers, electricity meters and other electrical components can be installed according to user requirements;
5. Each circuit is equipped with power on signal indicator;
6. The sealing strip adopts the advanced technology of cast-in-place foaming one-time forming, with high protection performance;
7. The vertical installation is equipped with corresponding mounting bracket. For outdoor use, rainproof cover or protective cabinet can be added. The material can be customized according to user requirements;
8. Steel pipe or cable wiring is acceptable.

Technical parameter

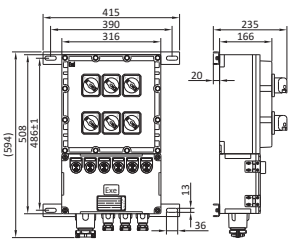
Model	Rated voltage	Rated current of main circuit	Rated current of branch circuit	Number of branches	Explosion proof sign
BXM(D)	220V 380V	6A、10A、16A、20A、 25A、32A、40A、50A、 63A、80A	1A~50A	2、4、6、 8、10、12	Ex db II B T6 Gb Ex db eb II B T6 Gb Ex db eb II C T6 Gb Ex tb IIIC T80°C Db
		100A、125A、160A、 200A、225A、250A、 315A、400A、500A、 630A	1A~250A		Ex db II B T4 Gb Ex db eb II B T4 Gb Ex db eb II C T4 Gb Ex tb IIIC T130°C Db

Cable outer diameter	Inlet thread	Degree of protection	Anti corrosion grade
Φ7~Φ80mm	G1/2~G4 M20-M110 NPT3/4-NPT4	IP66	WF1 *WF2

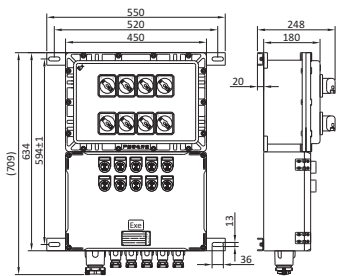
Appearance and installation examples



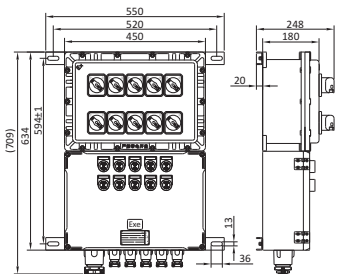
BXM(D)-4XX(II B)



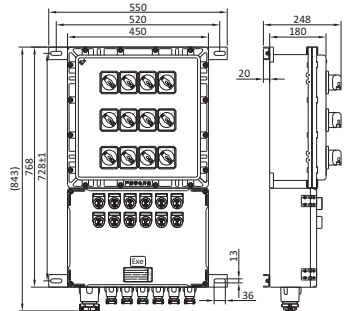
BXM(D)-6XX(II B)



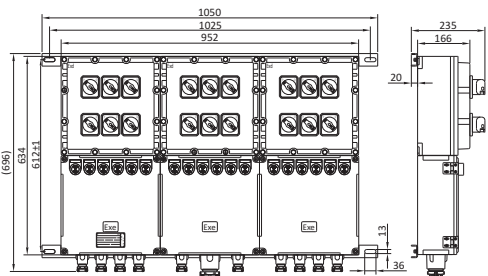
BXM(D)-8XX(II B)



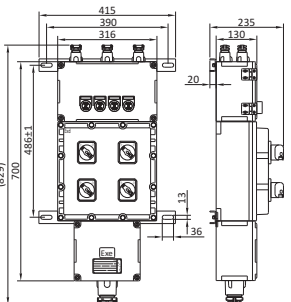
BXM(D)-10XX(II B)



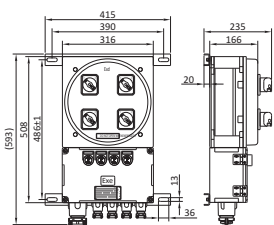
BXM(D)-12XX(II B)



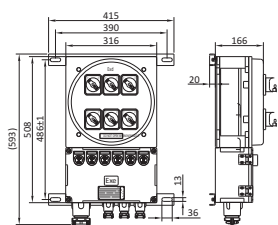
BXM(D)-18XX(II B)



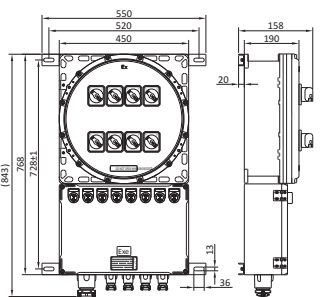
BXM(D)-4XD(II B)



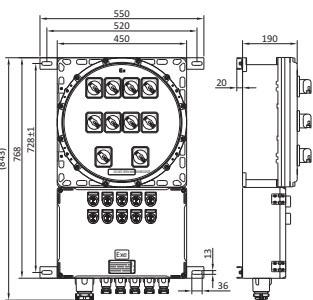
BXM(D)-4XX(II C)



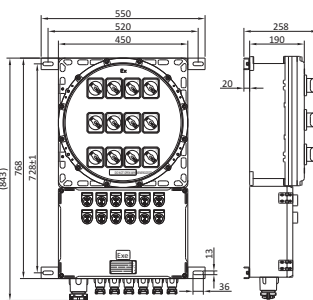
BXM(D)-6XX(II C)



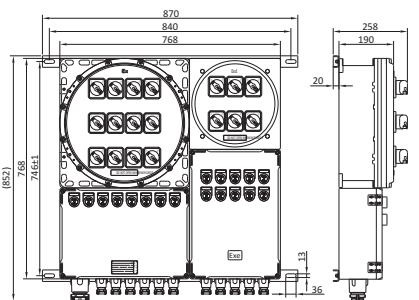
BXM(D)-8XX(II C)



BXM(D)-10XX(II C)



BXM(D)-12XX(II C)



BXM(D)-18XX(II C)

BXM (D) series explosion-proof lighting (power) distribution box

Scope of application

- 1.Used in Zone 1and Zone 2; Zone 21 and Zone 22; IIA、IIB、 IIC;
- 2.Temperature group: T1~T6;
- 3.Suitable for energy saving renovation projects and places where maintenance and replacement are difficult;
- 4.Widely used in petroleum exploitation, refining, chemical industry, military industry, textile, food processing and offshore oil platform, tanker and other places of lighting.

Feature of product

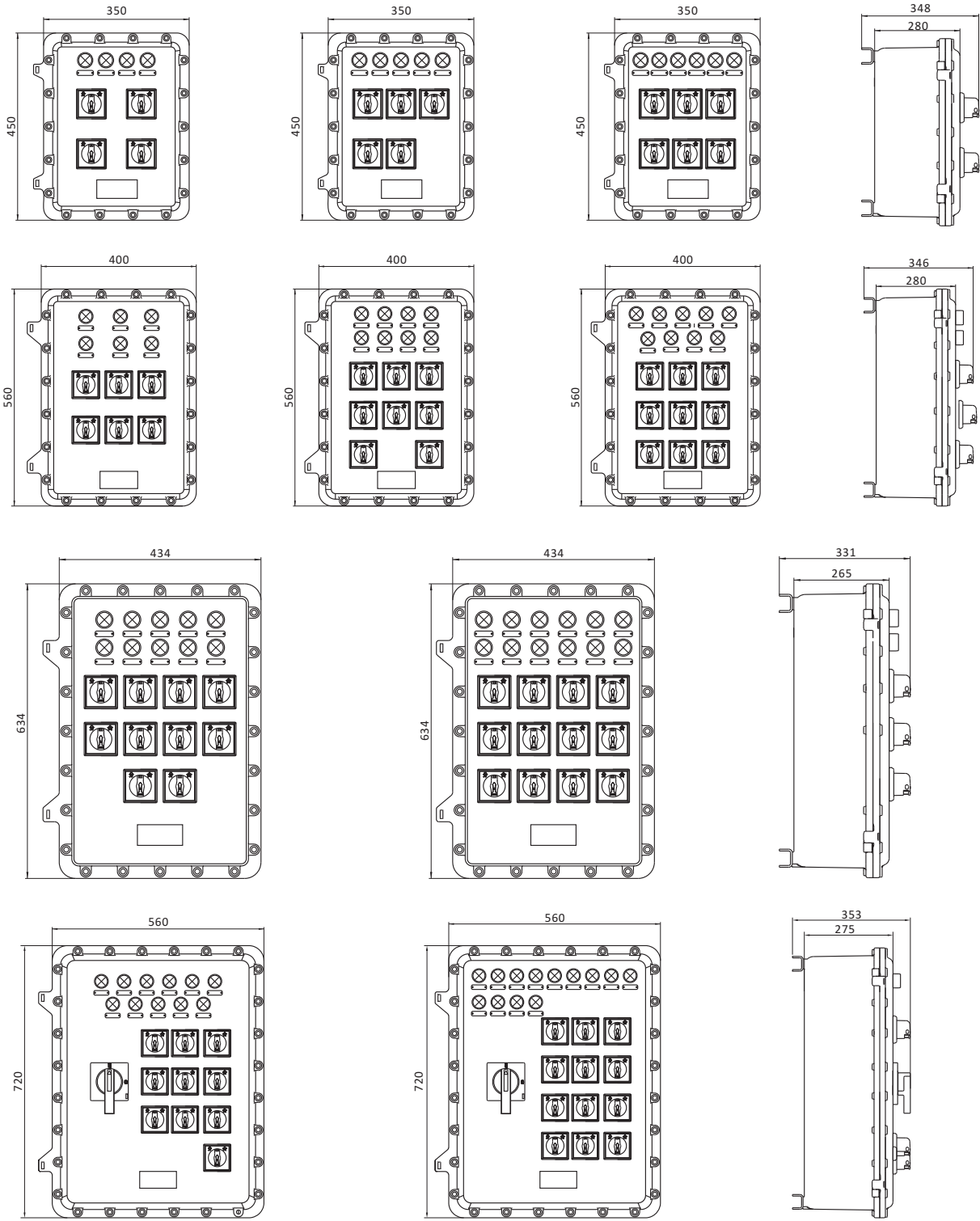
- 1. The shell is made of aluminum alloy low pressure casting, the surface of low carbon steel is sprayed with high-voltage electrostatic plastic, and the surface of stainless steel is brushed, which is corrosion resistant and anti-aging;
- 2. This series of products is of flameproof structure: integrated pure flameproof structure, with multiple specifications for users to choose;
- 3. The switch handle is usually made of PC material, and can also be made of metal according to user requirements. The main switch and sub switch operation panels can be distinguished according to color. the switch handle can be configured with padlock to prevent misoperation;
- 4. Circuit breakers, AC contactors, thermal relays, surge protectors, universal change-over switches, fuses, transformers, electricity meters and other electrical components can be installed according to user requirements;
- 5. Each circuit is equipped with power on signal indicator;
- 6. The sealing strip adopts the advanced technology of cast-in-place foaming one-time forming, with high protection performance;
- 7. The vertical installation is equipped with corresponding mounting bracket. For outdoor use, rainproof cover or protective cabinet can be added. The material can be customized according to user requirements;
- 8. Steel pipe or cable wiring is acceptable.

Technical parameter

Model	Rated voltage	Rated current of main circuit	Rated current of branch circuit	Number of branches	Explosion proof sign
BXM(D)	220V 380V	6A、10A、16A、20A、25A、32A、40A、50A、63A、80A、100A、125A、160A、200A、225A、250A、315A、400A、500A、630A	1A~250A	2、4、6、8、10、12	Ex db II B T6 Gb Ex tb IIIC T80℃ Db
Cable outer diameter		Inlet thread	Degree of protection	Anti corrosion grade	
Φ7~Φ80mm		M20-M110 NPT3/4-NPT4	IP66	WF1 *WF2	

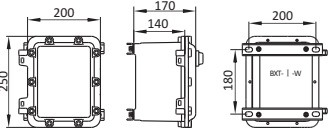
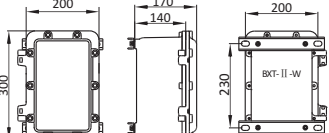
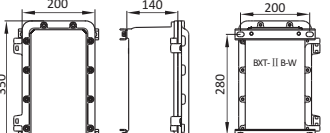
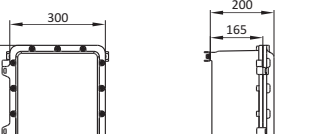
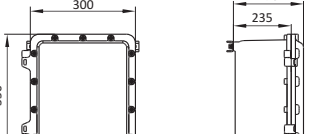
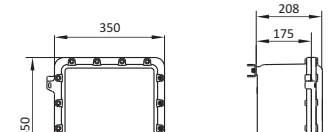
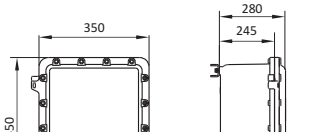
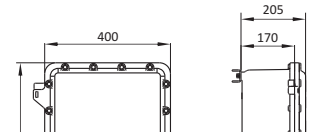
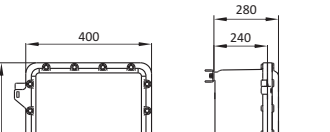
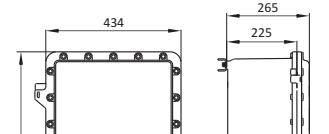
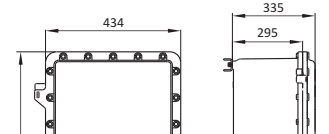
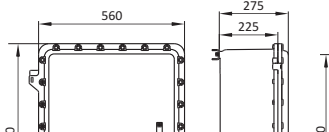
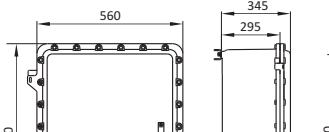
Appearance and installation examples

Explosion proof type IIB



Module Selection Table and Installation Dimensions

Explosion proof type IIB

 IIB-I	 IIB-II	 IIB-IIb
 IIB-III	 IIB-IIIb	
 IIB-IV	 IIB-IVb	
 IIB-V	 IIB-Vb	
 IIB-VI	 IIB-VIb	
 IIB-VII	 IIB-VIIb	

BXK58 series explosion-proof control box

Scope of application

- 1.Used in Zone 1and Zone 2; Zone 21 and Zone 22; IIA、IIB、 IIC;
- 2.Temperature group: T1~T6;
- 3.Suitable for energy saving renovation projects and places where maintenance and replacement are difficult;
- 4.Widely used in petroleum exploitation, refining, chemical industry, military industry, textile, food processing and offshore oil platform, tanker and other places of lighting.



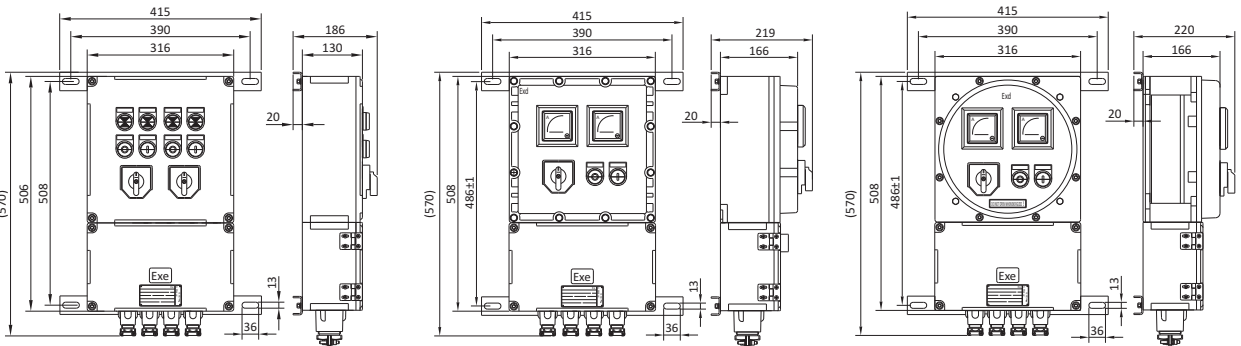
Feature of product

- 1. The shell is made of aluminum alloy die-casting, carbon steel or stainless steel welding, with high voltage electrostatic spraying on the surface, which is corrosion resistant and anti-aging.
- 2. Exposed stainless steel fasteners have high anti-corrosion performance.
- 3. The increased safety enclosure is adopted, and explosion-proof indicators, buttons, change-over switches, instruments, potentiometers and other explosion-proof elements are installed inside; Or adopt pure flameproof enclosure structure, specially for flameproof chamber
- Indicators, buttons, change-over switches, instruments, potentiometers and other components.
- 4. The shell and cover can be added with hinges as required, which is beautiful in appearance and convenient for maintenance.
- 5. Steel pipe or cable wiring is acceptable.

Technical parameter

Model	Rated voltage	Rated current	Explosion proof sign	Degree of protection	Anti corrosion grade	Cable outer diameter	Inlet thread	Installation method
BXK58	220V/380V	6A~125A	Ex db II C T6 Gb Ex db eb II C T6 Gb Ex tb III C T80°C Db	IP66	WF1*WF2	φ7~φ33mm	G1/2~G21/2	Hanging type

Appearance and installation examples



BDZ52, BDZ53 series explosion-proof circuit breaker

Scope of application

- 1.Used in Zone 1and Zone 2; Zone 21 and Zone 22; IIA、IIB、 IIC;
- 2.Temperature group: T1~T6;
- 3.Suitable for energy saving renovation projects and places where maintenance and replacement are difficult;
- 4.Widely used in petroleum exploitation, refining, chemical industry, military industry, textile, food processing and offshore oil platform, tanker and other places of lighting.

Feature of product

1. Aluminum alloy die-casting shell, after high-speed shot peening, the surface is coated with high-voltage electrostatic spraying, which is corrosion resistant and anti-aging;
2. Exposed stainless steel fasteners with high anti-corrosion performance;
3. The overall structure of this series of products is composite, the main chamber is explosion-proof, and the wiring chamber is of increased safety structure;
4. High breaking miniature circuit breaker or molded case circuit breaker is installed inside, and PC operating handle is installed on the housing cover, which is simple and reasonable in structure, strong in versatility, and easy to operate;
5. The sealing strip adopts the advanced process of linear foaming one-time forming, with high protection performance;
6. Steel pipe or cable wiring is acceptable.

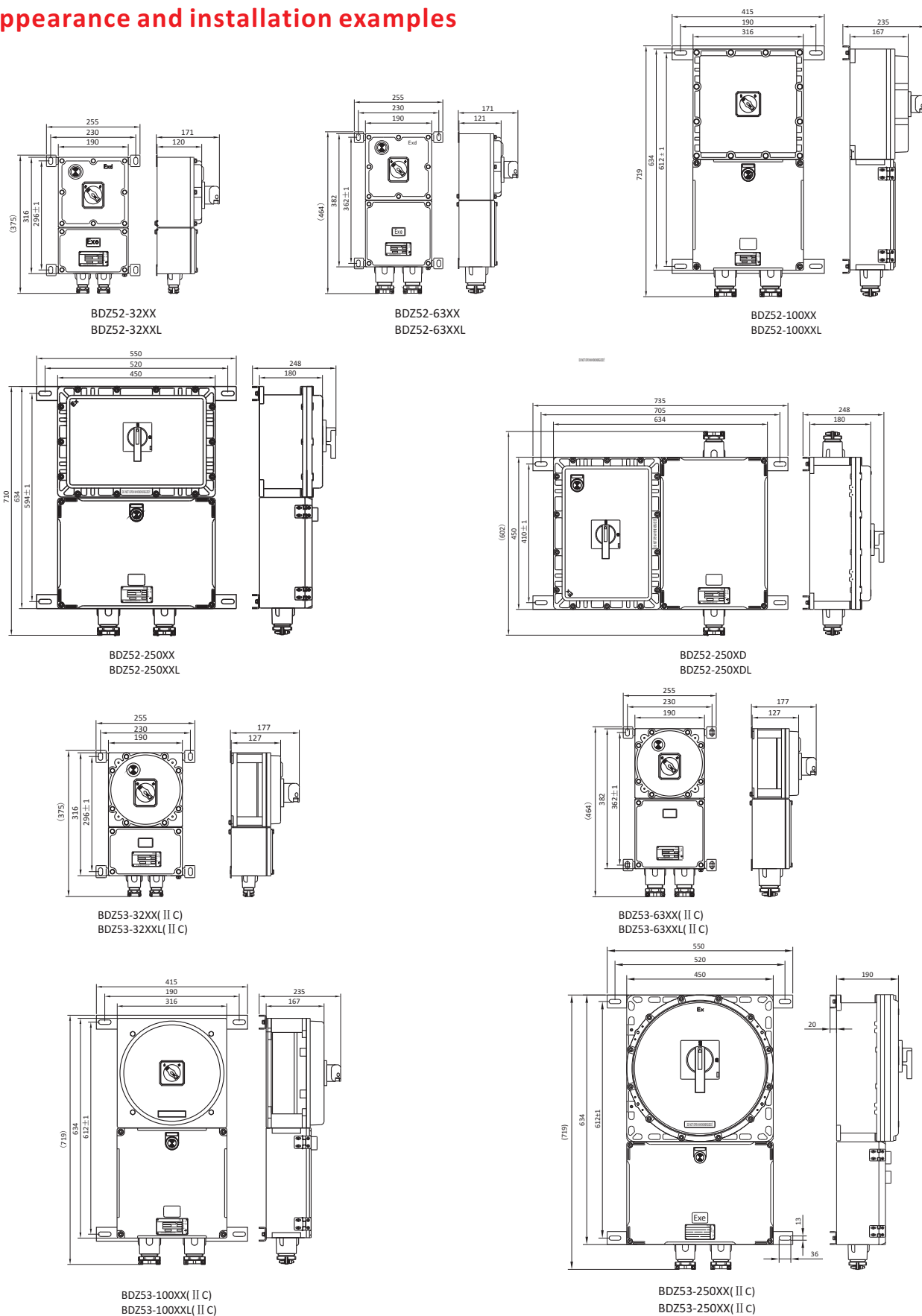
Technical parameter

Model	Rated voltage	Explosion proof sign	Degree of protection	Anti corrosion grade
BDZ52	220V 380V	Ex db eb II B T4 Gb Ex tb III C T130℃ Db	IP66	WF1 *WF2
BDZ53		Ex db eb II C T4 Gb Ex tb III C T130℃ Db		

Shell frame grade	Rated current	Inlet thread	Cable outer diameter
32	1A、2A、4A、6A、10A、16A	G3/4	Φ10~Φ14mm
	20A、25A	G1	Φ12~Φ17mm
	32A	G11/4	Φ15~Φ23mm
63	40A、50A、63A	G11/2	Φ18~Φ33mm
100	80A、100A	G2	Φ26~Φ43mm
250	125A、160A	G2	Φ26~Φ43mm
	180A、200A、250A	G21/2	Φ30~Φ50mm
400	315A、350A	G3	Φ38~Φ57mm
	400A	G4	Φ48~Φ80mm
630	500A、630A	G4	Φ48~Φ80mm



Appearance and installation examples



BQC series explosion-proof electromagnetic starter

Scope of application

- 1.Used in Zone 1and Zone 2; Zone 21 and Zone 22; IIA、IIB、 IIC;
- 2.Temperature group: T1~T6;
- 3.Suitable for energy saving renovation projects and places where maintenance and replacement are difficult;
- 4.Widely used in petroleum exploitation, refining, chemical industry, military industry, textile, food processing and offshore oil platform, tanker and other places of lighting.

Feature of product

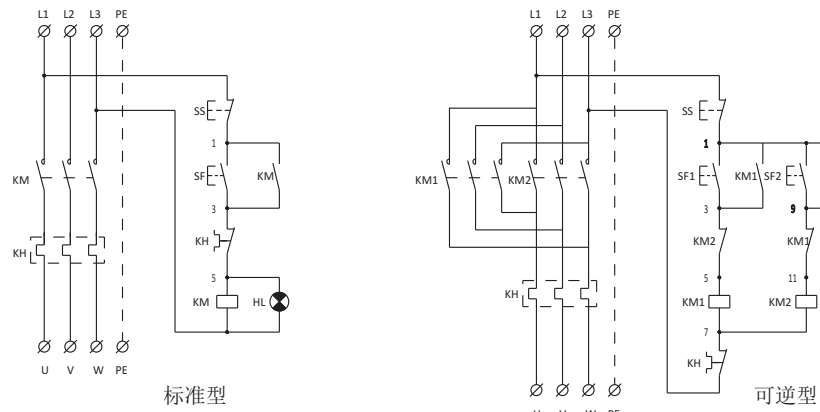
1. Aluminum alloy die-casting shell, after high-speed shot peening, the surface is coated with high-voltage electrostatic spraying, which is corrosion resistant and anti-aging;
2. Exposed stainless steel fasteners with high anti-corrosion performance;
3. Built in AC contactor, thermal relay, self resetting universal transfer switch, and high breaking miniature circuit breaker when equipped with main switch;
4. It can control the direct start and stop of AC 50Hz, 380V three-phase asynchronous motor, and has overload, phase failure and voltage loss protection;
5. Remote control is available;
6. Steel pipe or cable wiring is acceptable.

Technical parameter

Model	Rated current	Adjustment range of thermal relay setting current	Maximum power of control motor	Cable outer diameter	Inlet thread
BQC-9/□	9A	6.8~11A	4kW	Φ10~Φ14mm	G3/4
BQC-12/□	12A	6.8~11A	5.5kW		
BQC-18/□	18A	10~16A	7.5kW		
BQC-22/□	22A	14~22A	11kW		
BQC-25/□	25A	20~32A	11kW	Φ12~Φ17mm	G1
BQC-32/□	32A	20~32A	15kW		
BQC-40/□	40A	28~45A	18.5kW	Φ15~Φ23mm	G1 1/4
BQC-50/□	50A	40~63A	22kW		
BQC-65/□	65A	40~63A	30kW	Φ18~Φ33mm	G1 1/2
BQC-80/□	80A	63~80A	37kW		
BQC-100/□	100A	80~100A	45kW		
BQC-9/□/N	9A	6.3~10A	4kW	Φ10~Φ14mm	G3/4
BQC-12/□/N	12A	8~12.5A	5.5kW		
BQC-18/□/N	18A	10~16A	7.5kW		
BQC-22/□/N	22A	12.5~20A	11kW		
BQC-25/□/N	25A	20~32A	11kW	Φ12~Φ17mm	G1
BQC-32/□/N	32A	20~32A	15kW		
BQC-40/□/N	40A	37~50A	18.5kW	Φ15~Φ23mm	G1 1/4
BQC-50/□/N	50A	37~50A	22kW		
BQC-65/□/N	65A	48~65A	30kW	Φ18~Φ33mm	G1 1/2
BQC-80/□/N	80A	63~80A	37kW		
BQC-100/□/N	100A	80~100A	45kW		

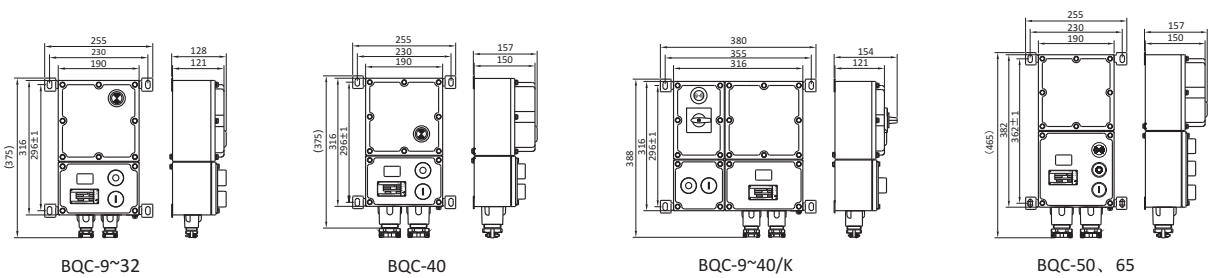


Electrical schematic diagram

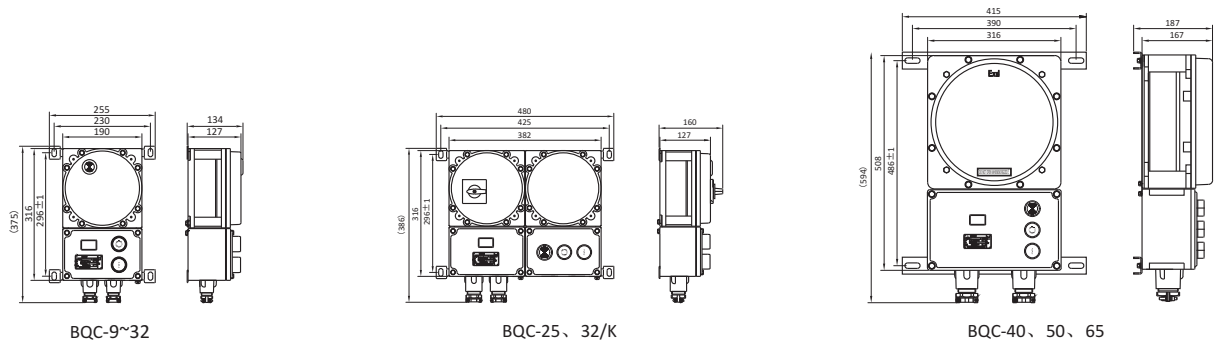


Appearance and installation examples

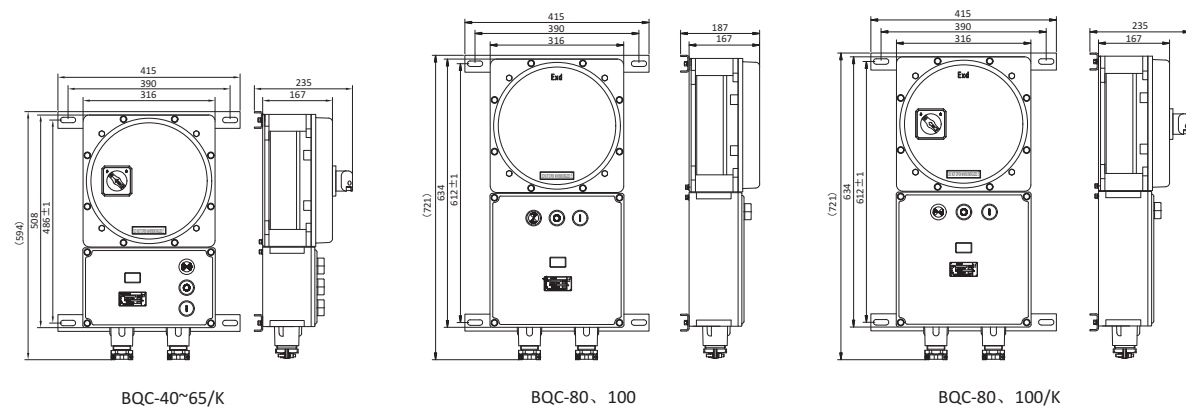
Standard type IIB



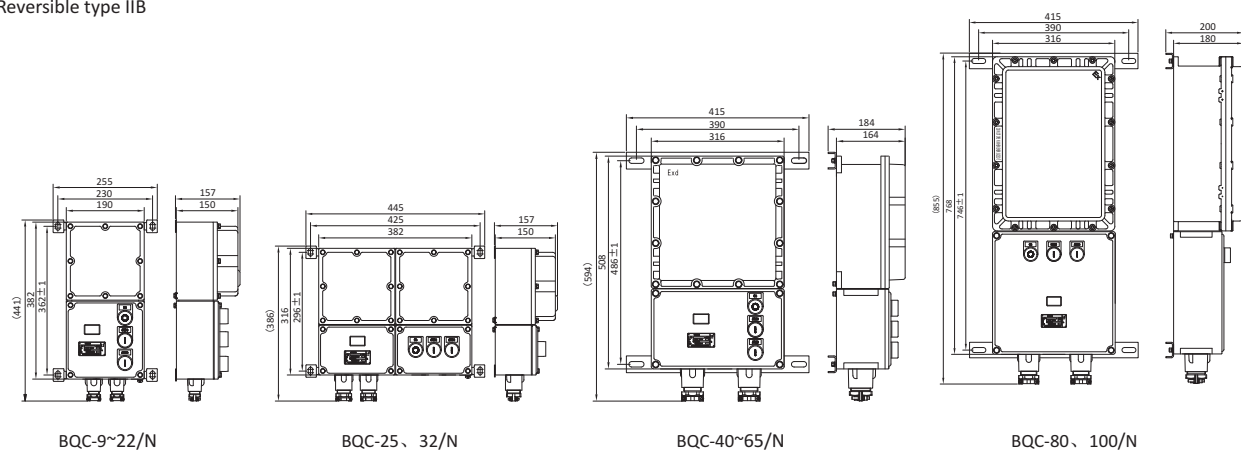
Standard type IIC



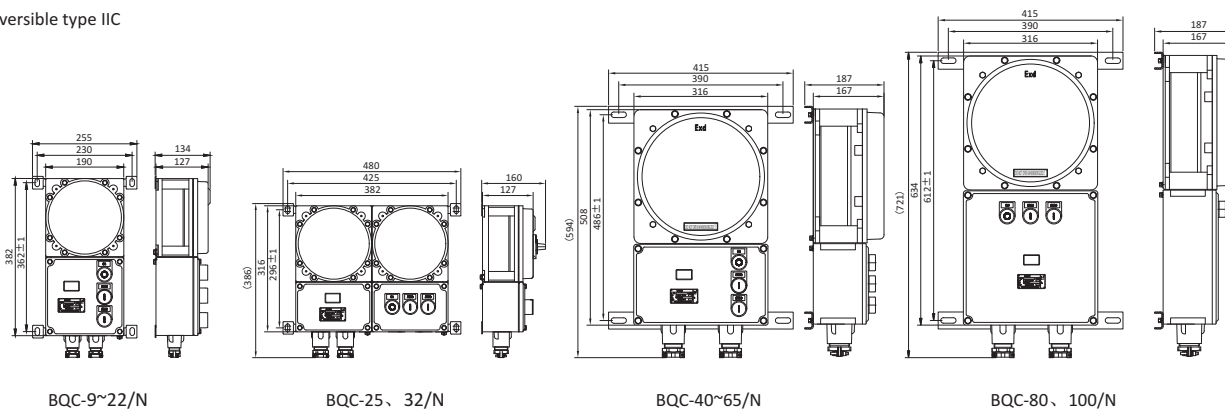
Appearance and installation examples



Reversible type IIB



Reversible type IIC



JX series explosion-proof junction box

Scope of application

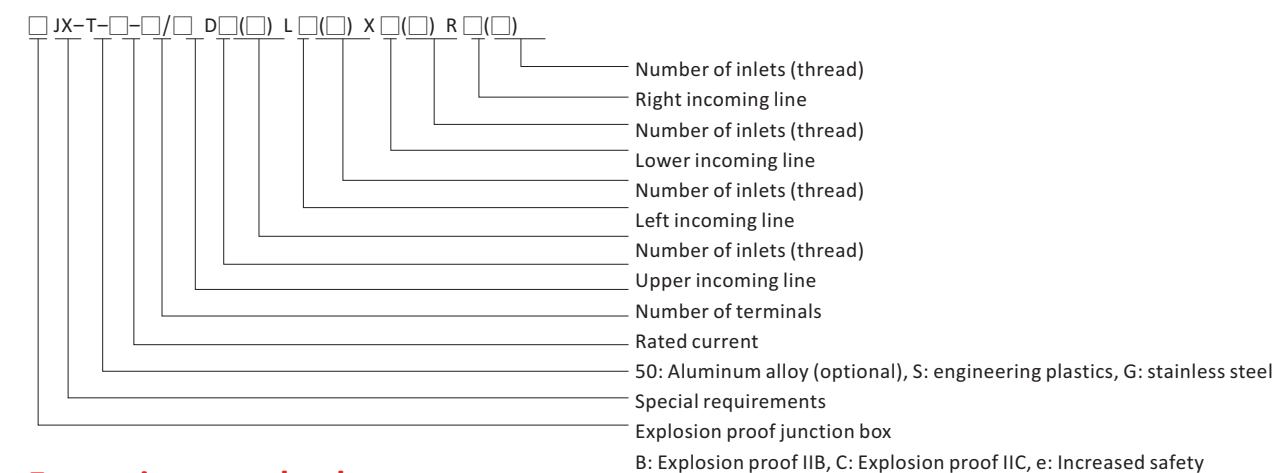
1. Used in Zone 1 and Zone 2; Zone 21 and Zone 22; IIA、IIB、IIC;
2. Temperature group: T1~T6;
3. Suitable for energy saving renovation projects and places where maintenance and replacement are difficult;
4. Widely used in petroleum exploitation, refining, chemical industry, military industry, textile, food processing and offshore oil platform, tanker and other places of lighting.



Feature of product

1. Aluminum alloy die-casting shell, after high-speed shot peening, the surface is subject to high-voltage electrostatic spraying;
2. Exposed stainless steel fasteners with high anti-corrosion performance;
3. There are many ways and specifications for the inlet and outlet;
4. Inlet and outlet threads can be specially made into metric threads, NPT threads and other forms;
5. Steel pipe or cable wiring is acceptable.

Model meaning



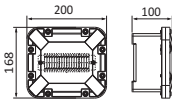
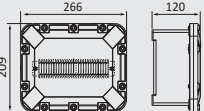
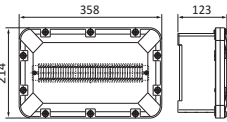
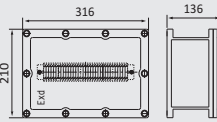
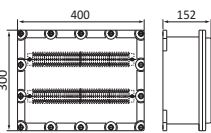
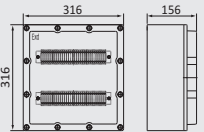
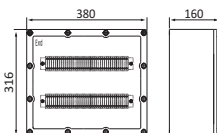
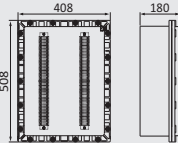
Executive standards

GB/T3836.1、GB/T3836.2、GB/T3836.3、GB/T3836.31、IEC60079-0、IEC60079-1、IEC60079-7、IEC60079-31、EN60079-0、EN60079-1、EN60079-7、EN60079-31。

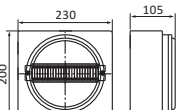
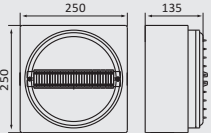
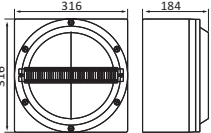
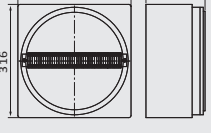
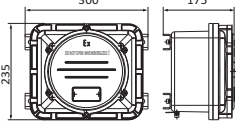
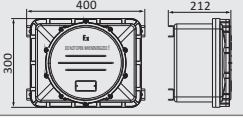
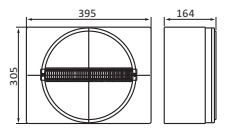
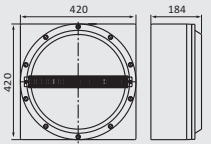
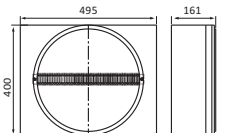
Technical parameter

Rated voltage	Rated current	Explosion proof sign	Inlet and outlet thread	Cable outer diameter	Degree of protection	Anti corrosion grade
220V/380V	≤ 630A	Ex eb II C T6 Gb Ex db II B T6 Gb Ex db II C T6 Gb Ex tb III C T80 °C Db	G1/2~G2	Φ7~Φ43mm	IP66	WF1 *WF2

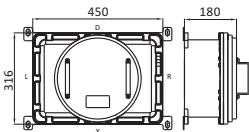
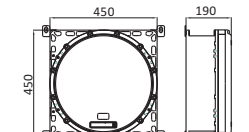
Model Selection Table BJX

Box specification	Terminal specification and quantity (UK3N)	Outlet direction	G1/2	G3/4	G1	G11/4	G11/2	G2	G21/2	G3
	21	D/X	4	3	2	2	2	—	—	—
		L/R	3	2	2	1	1	—	—	—
	33	D/X	10	8	4	3	3	2	—	—
		L/R	8	6	3	2	2	2	—	—
	50	D/X	16	14	6	5	4	3	—	—
		L/R	8	6	3	2	2	2	—	—
	40	D/X	12	12	10	4	3	3	2	—
		L/R	8	6	6	2	2	1	1	—
	116	D/X	18	14	12	6	5	4	3	3
		L/R	12	10	8	4	3	2	2	2
	80	D/X	24	14	12	7	5	3	—	—
		L/R	24	14	12	7	5	3	—	—
	120	D/X	27	24	14	12	10	5	—	—
		L/R	24	21	12	10	8	4	—	—
	140	D/X	27	16	14	10	6	4	3	—
		L/R	36	20	18	14	8	5	4	—

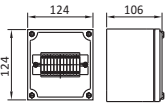
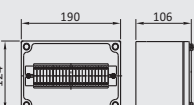
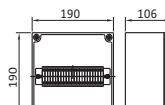
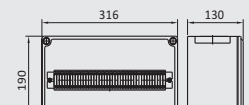
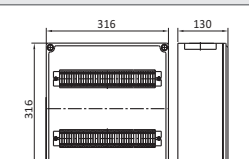

Model Selection Table CJX

Box specification	Terminal specification and quantity (UK3N)	Outlet direction	G1/2	G3/4	G1	G11/4	G11/2	G2	G21/2	G3
	30	D/X	12	5	5	3	3	—	—	—
		L/R	10	4	4	3	2	—	—	—
	35	D/X	12	10	10	4	3	2	2	—
		L/R	12	10	10	4	3	2	2	—
	40	D/X	24	21	12	8	6	4	3	2
		L/R	24	21	12	8	6	4	3	2
	50	D/X	24	21	12	8	6	4	3	2
		L/R	24	21	12	8	6	4	3	2
	50	D/X	24	21	12	8	6	4	3	2
		L/R	24	21	12	8	6	4	3	2
	60	D/X	30	27	16	12	8	5	3	3
		L/R	24	21	12	8	6	4	3	2
	60	D/X	30	27	16	12	8	5	3	3
		L/R	24	21	12	8	6	4	3	2
	70	D/X	33	30	16	12	8	5	4	3
		L/R	33	30	16	12	8	5	4	3
	80	D/X	39	29	20	14	10	6	4	4
		L/R	30	21	16	12	7	5	3	3

Model Selection Table CJX

Box specification	Terminal specification and quantity (UK3N)	Outlet direction	G1/2	G3/4	G1	G11/4	G11/2	G2	G21/2	G3
	52	D/X	18	18	12	7	5	4	2	—
		L/R	14	14	8	5	3	2	1	—
	140	D/X	18	18	12	7	5	4	2	—
		L/R	18	18	12	7	5	4	2	—

Model Selection Table eJX

Box specification	Terminal specification and quantity (UK3N)	Outlet direction	G1/2	G3/4	G1	G11/4	G11/2	G2	G21/2	G3
	14	D/X	4	4	2	1	1	1	—	—
		L/R	4	4	2	1	1	1	—	—
	27	D/X	6	6	4	2	2	1	—	—
		L/R	4	4	2	1	1	1	—	—
	27	D/X	6	6	4	2	2	1	—	—
		L/R	6	6	4	2	2	1	—	—
	50	D/X	18	12	10	6	4	3	2	2
		L/R	9	6	6	3	2	1	1	1
	94	D/X	18	12	10	6	4	3	2	2
		L/R	18	12	10	6	4	3	2	2
	133	D/X	30	27	18	12	10	4	3	3
		L/R	18	18	10	8	6	3	2	2

SW-10 series explosion-proof lighting switch

Scope of application

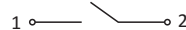
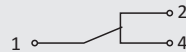
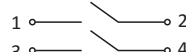
- 1.Used in Zone 1and Zone 2; Zone 21 and Zone 22; IIA、IIB、 IIC;
- 2.Temperature group: T1~T6;
- 3.Suitable for energy saving renovation projects and places where maintenance and replacement are difficult;
- 4.Widely used in petroleum exploitation, refining, chemical industry, military industry, textile, food processing and offshore oil platform, tanker and other places of lighting.



Feature of product

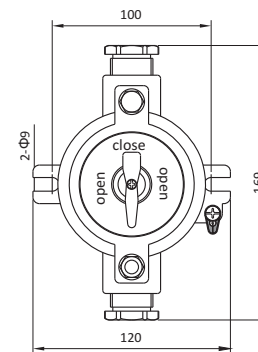
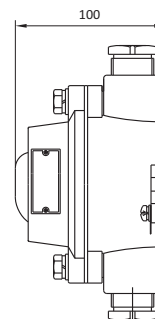
1. Aluminum alloy die-casting shell, after high-speed shot peening, the surface is coated with high-voltage electrostatic spraying, which is corrosion resistant and anti-aging;
2. Exposed stainless steel fasteners with high anti-corrosion performance;
3. Built in single pole or double pole combination switch, with stable and reliable performance;
4. The product is of composite structure, with increased safety shell and built-in flameproof switch;
5. The product is waterproof and dustproof;
6. Steel pipe or cable wiring is acceptable.

Technical parameter

Model	Rated voltage	Rated current	Number of poles	Equivalent circuit	Explosion-proof mark
SW-10	AC220V	10A	Monopole		Ex db eb II B T6 Gb Ex tb III C T80 °C Db
			Unipolar dual control		
			Bipolar		

Protection class	Corrosion class	Cable outer diameter	Inlet thread
IP66	WF1 *WF2	Φ10~Φ14mm	G3/4

Appearance and installation examples



AC series explosion-proof plug and socket

Scope of application

- 1.Used in Zone 1and Zone 2; Zone 21 and Zone 22; IIA、IIB、 IIC;
- 2.Temperature group: T1~T6;
- 3.Suitable for energy saving renovation projects and places where maintenance and replacement are difficult;
- 4.Widely used in petroleum exploitation, refining, chemical industry, military industry, textile, food processing and offshore oil platform, tanker and other places of lighting.

Feature of product

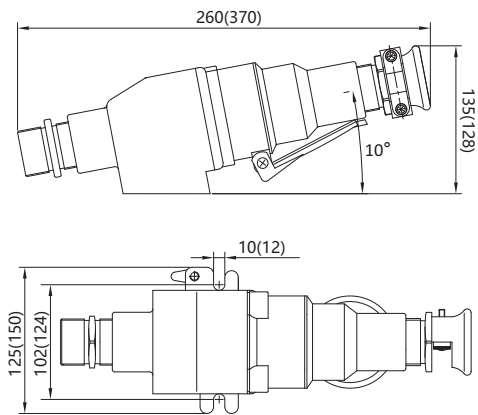
1. Aluminum alloy die-casting shell, after high-speed shot peening, the surface is coated with high-voltage electrostatic spraying, which is corrosion resistant and anti-aging;
2. Exposed stainless steel fasteners with high anti-corrosion performance;
3. Interlocking mechanism is built in the plug, and the plug can be pulled out only after the switch in the socket is disconnected
4. Steel pipe or cable wiring is acceptable.

Technical parameter

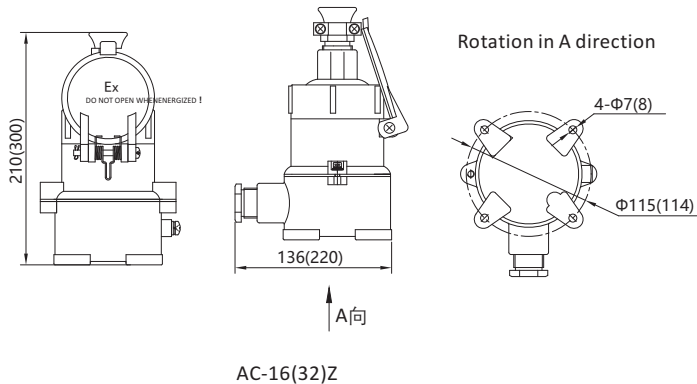
Model	Rated voltage	Rated current	Number of poles	Cable outer diameter	Inlet thread
AC-16/Z	AC220V	16A	1P+N+PE	Φ10~Φ14mm	G3/4
	AC380V		3P+PE		
AC-16/X	AC220V	16A	1P+N+PE	Φ10~Φ14mm	G3/4
	AC380V		3P+PE		
AC-32/Z	AC220V	32A	1P+N+PE	Φ15~Φ23mm	G1 1/4
	AC380V		3P+PE		
AC-32/X	AC220V	32A	1P+N+PE	Φ15~Φ23mm	G1 1/4
	AC380V		3P+PE		
AC-63	AC220V	63A	3P+PE	Φ10~Φ14mm	G3/4
	AC380V		3P+N+PE		
AC-125	AC220V	125A	3P+PE	Φ15~Φ23mm	G1 1/4
	AC380V		3P+N+PE		

Explosion-proof mark	Protection class	Corrosion class
Ex db eb II B T6 Gb Ex db eb II C T6 Gb Ex tb III C T80℃ Db	IP66	WF1 *WF2

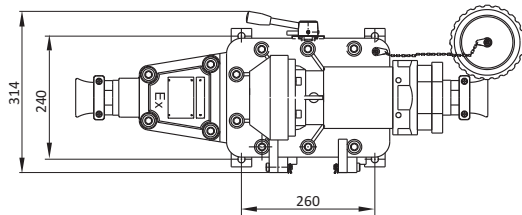
Appearance and installation examples



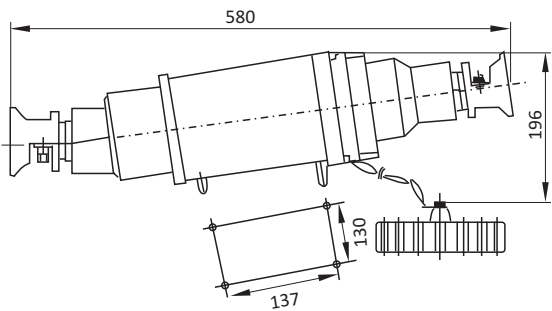
AC-16(32)/X



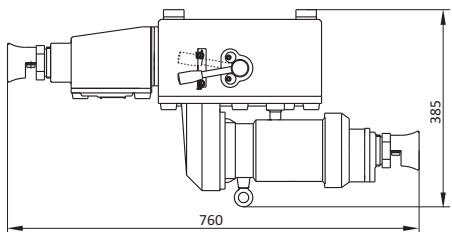
AC-16(32)Z



AC-125



AC-63



BLX51 series explosion-proof limit switches

Scope of application

- 1. Suitable for explosion-proof gas environment 1 zone, 2 zone places;
- 2. Suitable for II A and II B explosive gas environment;
- 3. Suitable for explosion dust environment 21 zone, 22 zone places;
- 4. Suitable for III A, III B and III C explosive dust environment;
- 5. Suitable for T1 ~T6 temperature group;
- 6. Suitable for petroleum exploitation, oil refining, chemical industry, military industry, offshore oil platform, tanker, metal processing, medicine, textile, printing and dyeing and other dangerous environment for position signal feedback in electrical control system.



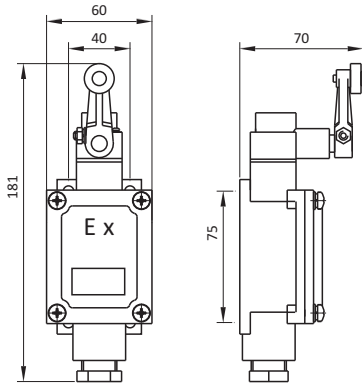
Feature of product

- 1. Aluminum alloy die casting shell, high speed shot peening treatment, surface high voltage electrostatic spraying, corrosion resistance, anti-aging.
- 2. Stainless steel exposed fasteners, high corrosion resistance.
- 3. The product is composed of explosion-proof housing, enhanced safety wiring chamber and small travel switch.
- 4. Steel pipe or cable wiring can be used.

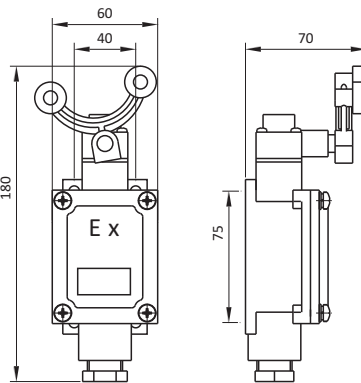
Technical parameter

Rated voltage	Rated current	Number of con-tacts	Explosion-proof mark
AC380,220	6A	An open and a normally closed one	Ex db II B T6 Gb, Ex tb III C T80 C Db
Protection class	Corrosion class	Inlet thread	Cable outer diameter
IP66	WF1, WF2*	G1/2"	Φ7~Φ10mm

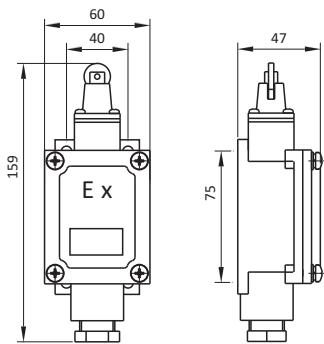
Appearance and installation examples



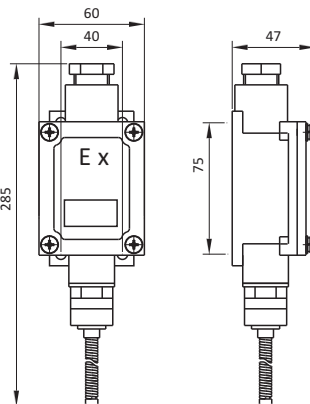
B: Arm-rotating roller type



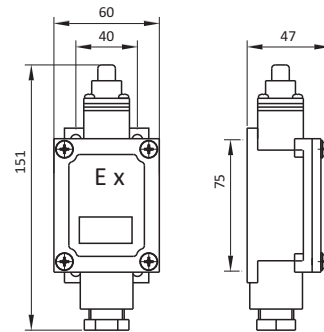
H: roller fork type transfer arm



L: roller plunger type



N: Flexible contact type



Z: plunger type

LCZ8030 series explosion-proof anti-corrosion dust-proof control stations

Scope of application

1. Used in Zone 1 and Zone 2; Zone 21 and Zone 22; IIA、IIB、IIC;
2. Temperature group: T1~T6;
3. Suitable for energy saving renovation projects and places where maintenance and replacement are difficult;
4. Widely used in petroleum exploitation, refining, chemical industry, military industry, textile, food processing and offshore oil platform, tanker and other places of lighting.



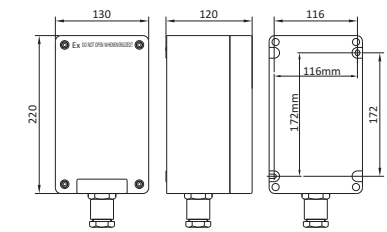
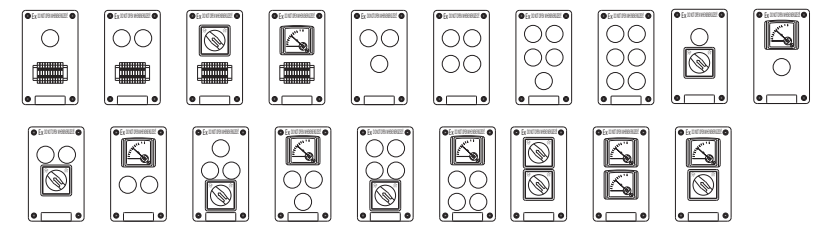
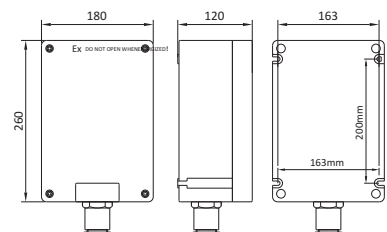
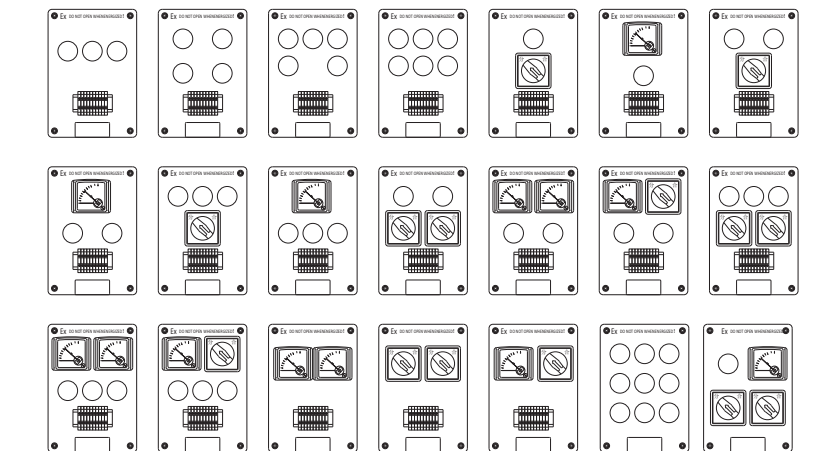
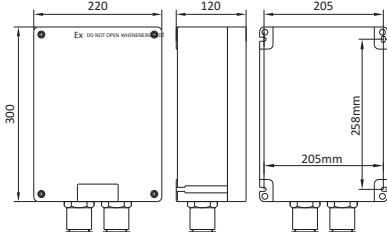
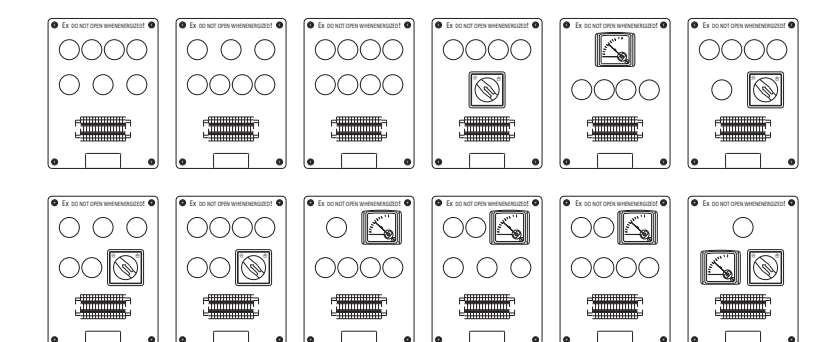
Feature of product

1. The shell is pressed with glass fiber reinforced unsaturated polyester resin or welded with high-quality stainless steel, which is corrosion resistant, anti-static, impact resistant and has good thermal stability;
2. Exposed stainless steel fasteners with high anti-corrosion performance;
3. This series of products adopts the increased safety shell, with explosion-proof indicators, buttons, change-over switches, instruments, potentiometers and other explosion-proof components installed inside;
4. Explosion proof components adopt module design with strong interchangeability;
5. Diversified functions of the transfer switch can be customized according to user requirements; The switch handle can be equipped with a padlock to prevent misoperation;
6. The shell and cover of glass fiber reinforced unsaturated polyester resin adopt curved sealing structure, which has good waterproof and dustproof performance. Hinges can be added as required for convenient maintenance;
7. Steel pipe or cable wiring is acceptable.

Technical parameter

Rated voltage	Rated current	Explosion-proof mark	Protection class	Corrosion class	Cable outer diameter	Inlet thread	Installation method
220V/380V	10A、16A	Ex db eb II C T6 Gb	IP66	WF2	Φ7~Φ43mm	G1/2~G2	Hanging type
		Ex tb III C T80℃ Db			Φ12~Φ17mm	G1	vertical

Appearance and installation examples

Pattern	Give an example
<p>I : 130×220×120</p> 	
<p>II : 180×260×120</p> 	
<p>III : 220×300×120</p> 	

ZXF8030 series explosion-proof anti-corrosion master controller

Scope of application

1. Used in Zone 1 and Zone 2; Zone 21 and Zone 22; IIA、IIB、IIC;
2. Temperature group: T1~T6;
3. Suitable for energy saving renovation projects and places where maintenance and replacement are difficult;
4. Widely used in petroleum exploitation, refining, chemical industry, military industry, textile, food processing and offshore oil platform, tanker and other places of lighting.



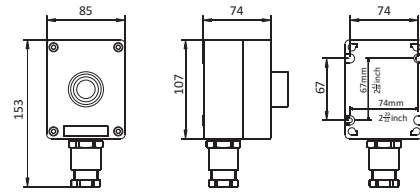
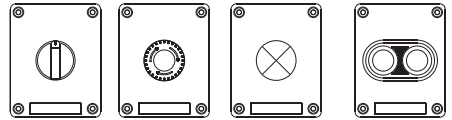
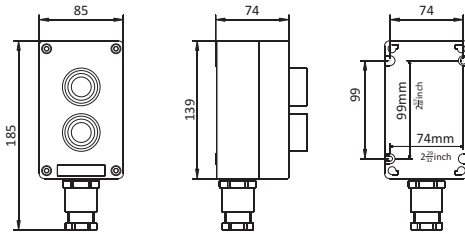
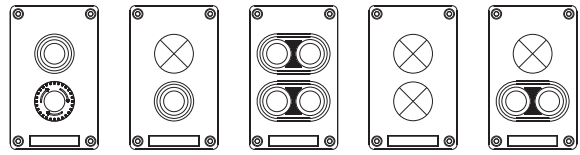
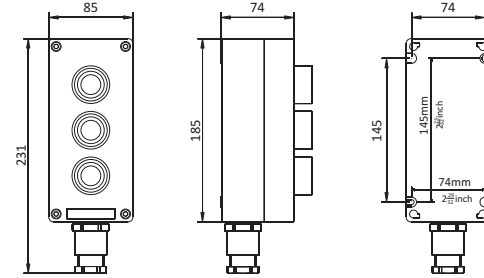
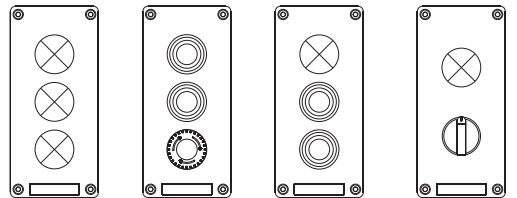
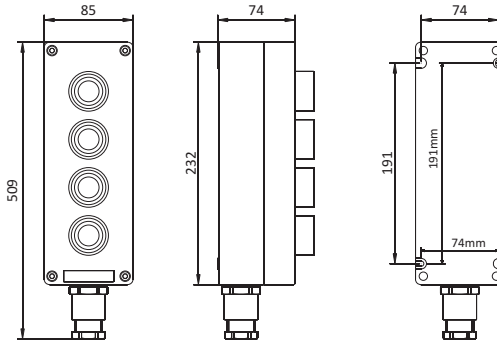
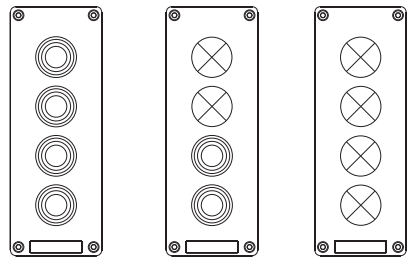
Feature of product

1. The shell is pressed with glass fiber reinforced unsaturated polyester resin or welded with high-quality stainless steel, which is corrosion resistant, anti-static, impact resistant and has good thermal stability;
2. Exposed stainless steel fasteners with high anti-corrosion performance;
3. This series of products adopts the increased safety shell, and is equipped with explosion-proof indicators, explosion-proof buttons, change-over switches and other explosion-proof components;
4. The shell and cover adopt curved sealing structure, which has good waterproof and dustproof performance;
5. Components in the shell can be arranged randomly according to user requirements;
6. Steel pipe or cable wiring is acceptable.

Technical parameter

Rated voltage	Rated current	Explosion-proof mark	Protection class	Corrosion class	Cable outer diameter	Inlet thread
220V/380V	10A、16A	Ex db eb II CT6 Gb Ex tb III CT80°C Db	IP66	WF2	Φ 10~Φ 14mm	G3/4

Appearance and installation examples

Pattern	Give an example
<p>I</p> 	
<p>II</p> 	
<p>III</p> 	
<p>IV</p> 	

ZXF8044 series explosion-proof anti-corrosion control box

Scope of application

- 1.Used in Zone 1and Zone 2; Zone 21 and Zone 22; IIA、IIB、 IIC;
- 2.Temperature group: T1~T6;
- 3.Suitable for energy saving renovation projects and places where maintenance and replacement are difficult;
- 4.Widely used in petroleum exploitation, refining, chemical industry, military industry, textile, food processing and offshore oil platform, tanker and other places of lighting.
- 5. It is applicable to places with high anti-corrosion requirements.

Feature of product

- 1. The shell is pressed with glass fiber reinforced unsaturated polyester resin or welded with high-quality stainless steel, which is corrosion resistant, anti-static, impact resistant and has good thermal stability;
- 2. Exposed stainless steel fasteners with high anti-corrosion performance;
- 3. This series of products adopts the increased safety shell, and is equipped with explosion-proof indicators, buttons, change-over switches, potentiometers and other explosion-proof components;
- 4. Explosion proof components adopt module design with strong interchangeability;
- 5. Diversified functions of the transfer switch can be customized according to user requirements; The switch handle can be equipped with a padlock to prevent misoperation;
- 6. The shell and cover of glass fiber reinforced unsaturated polyester resin adopt curved sealing structure, which has good waterproof and dustproof performance. Hinges can be added as required for convenient maintenance;
- 7. Steel pipe or cable wiring is acceptable.

Technical parameter

Rated voltage	Rated current	Explosion-proof mark	Protection class	Corrosion class	Cable outer diameter	Inlet thread
220V/380V	10A、 16A	Ex db eb II C T6 Gb Ex tb III C T80℃ Db	IP66	WF2	Φ7~Φ43mm	G1/2~G2
					Φ26~Φ43mm	G2

Appearance and installation examples

Pattern	Give an example
I :130×220×120	


Appearance and installation examples

Pattern	Give an example
II :180×260×120	
III :220×300×120	
IV :220×360×120	
V :360×360×120	

BXM (D) 8030 series explosion-proof anti-corrosion lighting (power) distribution box

Scope of application

1. Used in Zone 1 and Zone 2; Zone 21 and Zone 22; IIA, IIB、IIC;
2. Temperature group: T1~T6;
3. Suitable for energy saving renovation projects and places where maintenance and replacement are difficult;
4. Widely used in petroleum exploitation, refining, chemical industry, military industry, textile, food processing and offshore oil platform, tanker and other places of lighting.
5. It is applicable to places with high anti-corrosion requirements.



Feature of product

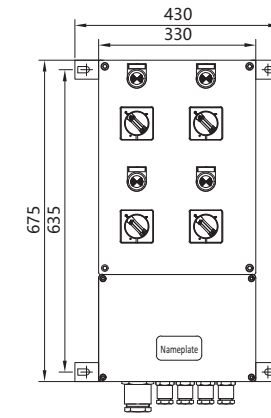
1. The shell is pressed with glass fiber reinforced unsaturated polyester resin or welded with high-quality stainless steel, which is corrosion resistant, anti-static, impact resistant and has good thermal stability;
2. Exposed stainless steel fasteners with high anti-corrosion performance;
3. This series of products adopts an increased safety shell, with BL8030 and other explosion-proof elements inside. The opening and closing function is realized by covering the handle on the operating shell;
4. Modular design is adopted, and all circuits can be combined freely;
5. The shell and cover of glass fiber reinforced unsaturated polyester resin adopt curved sealing structure, which has good waterproof and dustproof performance. Hinges can be added as required for convenient maintenance;
6. Steel pipe or cable wiring is acceptable.

Technical parameter

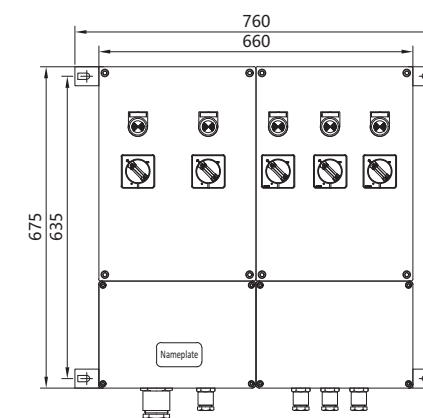
Rated voltage	Rated current of main circuit	Rated current of branch circuit	Number of branches	Explosion-proof mark
220V 380V	6A、10A、16A、20A、25A、32A、40A、50A、63A	1A~50A	2、4、6、8、10、12	Ex db eb II C T6 Gb Ex tb III C T80°C Db
	80A、100A、125A、160A、200A、225A、250A、315A、400A	1A~225A		Ex db eb II C T4 Gb Ex tb III C T130°C Db

Cable outer diameter	Inlet thread	Protection class	Corrosion class
Φ7~Φ80mm	G1/2~G4	IP66	WF2

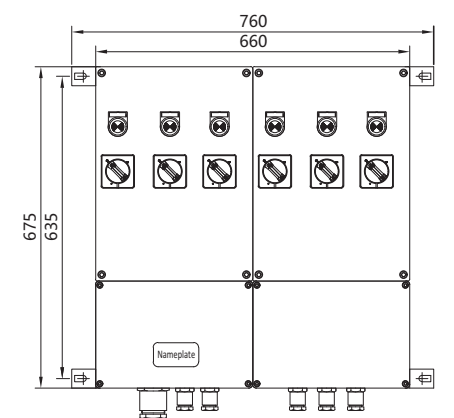
Appearance and installation examples



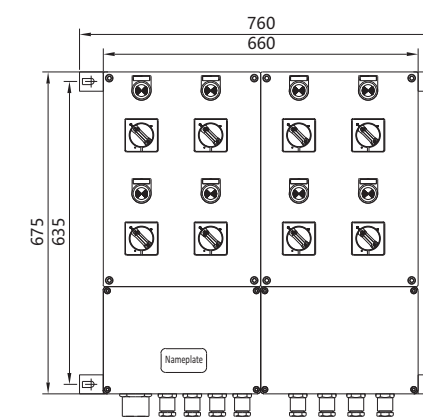
BXM(D)8030-4



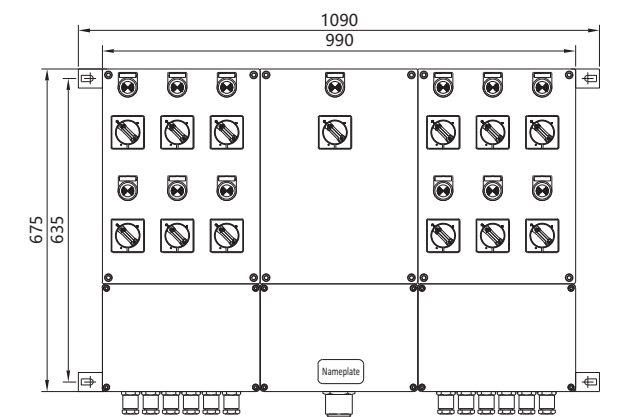
BXM(D)8030-4/K



BXM(D)8030-6



BXM(D)8030-8



BXM(D)8030-10/K

BCZ8030 series explosion-proof plug and sockets

Scope of application

1. Used in Zone 1 and Zone 2; Zone 21 and Zone 22; IIA, IIB, IIC;
2. Temperature group: T1~T6;
3. Suitable for energy saving renovation projects and places where maintenance and replacement are difficult;
4. Widely used in petroleum exploitation, refining, chemical industry, military industry, textile, food processing and offshore oil platform, tanker and other places of lighting.
5. It is applicable to places with high anti-corrosion requirements.



Feature of product

1. The shell is pressed with glass fiber reinforced unsaturated polyester resin or welded with high-quality stainless steel, which is corrosion resistant, anti-static, impact resistant and has good thermal stability;
2. Exposed stainless steel fasteners with high anti-corrosion performance;
3. The shell is of increased safety type, with explosion-proof switch installed inside;
4. Connect the plug with electrical equipment;
5. The socket is equipped with reliable mechanical interlocking device, that is, the switch can be closed only after the plug is inserted into the socket, and the plug can be pulled out only after the switch is disconnected;
6. The socket is equipped with a protective cover. After the plug is pulled out, the socket is shielded with a protective cover to prevent foreign matters from entering;
7. Steel pipe or cable wiring is acceptable.

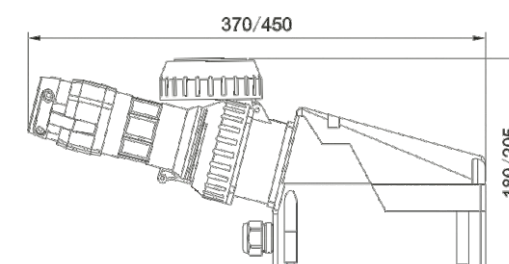
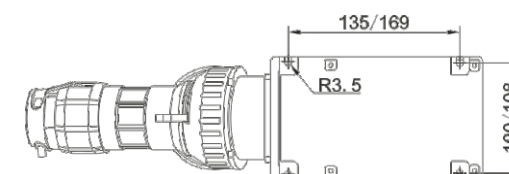
Technical parameter

Model	Rated voltage	Rated current	Number of poles	Cable outer diameter	Inlet thread
BCZ8030-16	AC220V	16A	1P+N+PE	Φ10~F14mm	G3/4
	AC380V		3P+PE		
	AC380V		3P+N+PE		
BCZ8030-32	AC220V	32A	1P+N+PE	Φ12~F17mm	G1
	AC380V		3P+PE		
	AC380V		3P+N+PE		
BCZ8030-63	AC220V	63A	1P+N+PE	Φ18~F33mm	G1 1/2
	AC380V		3P+PE		
	AC380V		3P+N+PE		

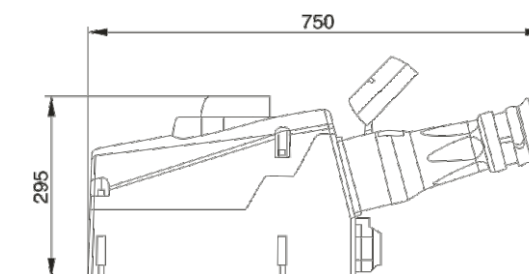
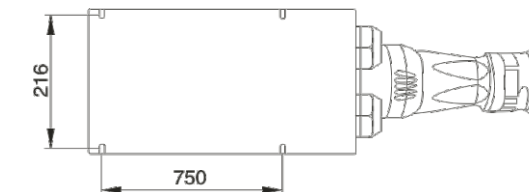
Technical parameter

Explosion proof sign	Degree of protection	Anti corrosion grade
Ex db eb II C T6 Gb Ex tb III C T80°C Db	IP66	WF2

Appearance and installation examples



BCZ8030-16(32)



BCZ8030-63

FZC series waterproof, dust-proof and anti-corrosion control stations

Scope of application

1. It is suitable for strong acid, strong alkali, salt, ammonia, chloride ion corrosion, water, dust and damp environment;
2. Applicable to petroleum, chemical, wharf, food, medicine, textile, military and other places;
3. It is used in the electrical control system for command sending and status monitoring;
4. This product has various schemes, and can be produced according to the electrical system diagram provided by the user.



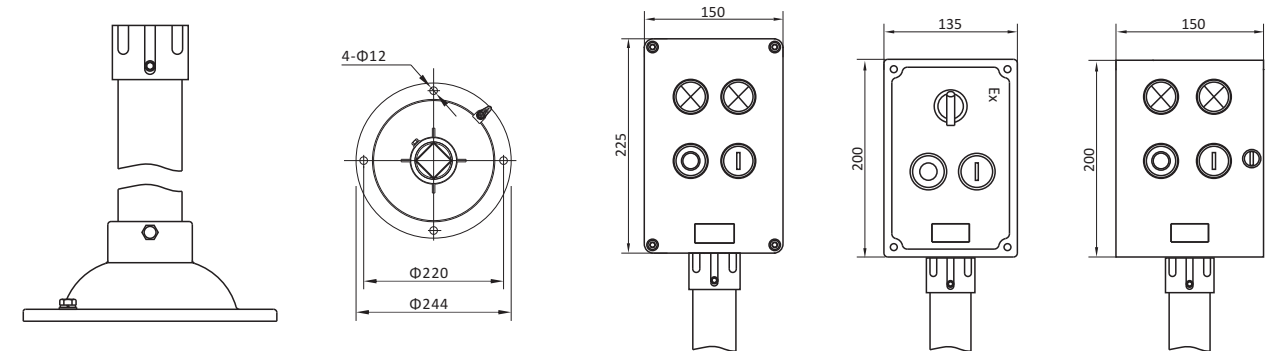
Feature of product

1. The engineering plastic shell is made of glass fiber reinforced unsaturated polyester resin, which has excellent properties such as anti-static, impact resistance, corrosion resistance and good thermal stability;
2. The stainless steel shell is welded with stainless steel plate, and the surface is brushed, which is beautiful and generous;
3. The aluminum shell is formed by aluminum alloy die-casting, and the surface powder is electrostatically sprayed;
4. L series products are resistant to strong acid, alkali and salt, and the anti-corrosion grade is WF1;
5. The G and S series products are more resistant to strong acid, alkali and salt, and the anti-corrosion grade is WF2;
6. L and S series products are of labyrinth sealing structure, while G series products are of curved sealing structure, both of which have good waterproof and dust-proof performance,
7. All exposed fasteners are made of stainless steel and sealed with silicone rubber, which is oil resistant, acid resistant, alkali resistant and anti-aging;
8. This series of products are applicable to the control circuit with AC 50Hz, voltage below 380V, DC below 440V, and current within 10A as the starting and stopping of motor in the work site
It is used for control conversion, signal conversion and instrument metering display;
9. Indicator light, button, universal change-over switch, ammeter, voltmeter, etc. are installed inside, and other instruments can be installed according to user requirements;
10. It can realize any combination of various components to meet user design requirements;
11. More than 30 functions of universal switch can be selected by users as required;
12. This product generally uses cable wiring. If steel pipe wiring is required, please specify otherwise.

Technical parameter

Rated voltage	Rated current	Degree of protection	Anti corrosion grade	Inlet specification	Applicable cable outer diameter
AC 220V/380V	10A	IP65、IP66*	WF1、WF2*	G1 (or customized as required)	Φ12mm~Φ17mm

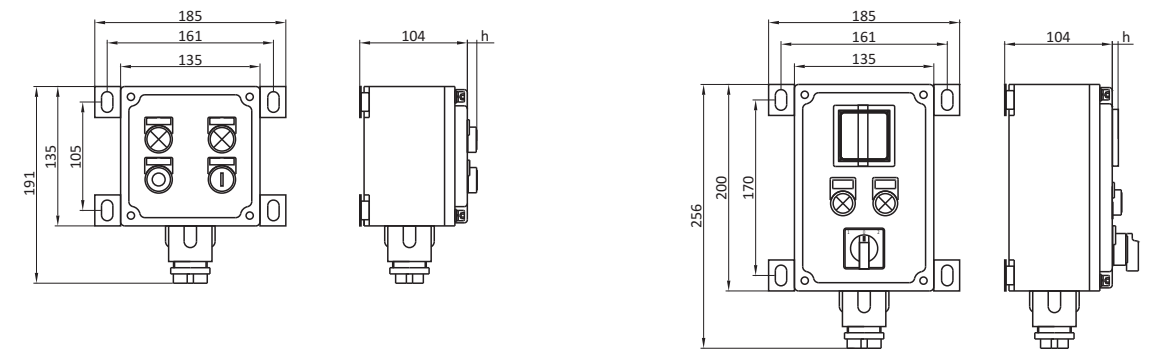
Accessories and spare parts



Vertical mounting accessories

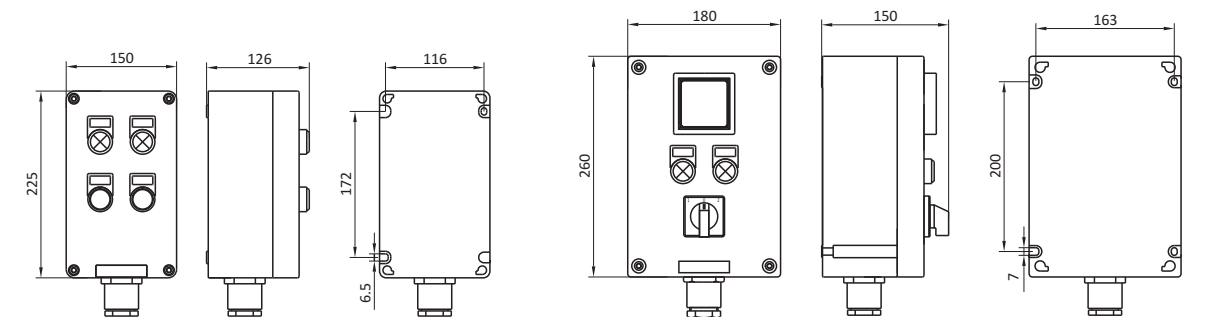
Vertical installation

Appearance and installation examples



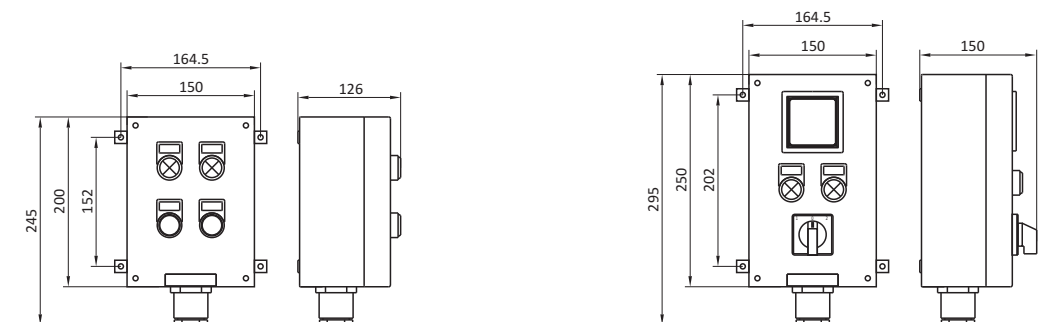
FZC-L-A2D2G

FZC-L-B1D2K1G



FZC-S-A2D2G

FZC-S-B1D2K1G



FZC-G-A2D2G

FZC-G-B1D2K1G

FXM (D) series waterproof, dust-proof and anti-corrosion lighting (power) distribution box

Scope of application

1. It is suitable for strong acid, strong alkali, salt, ammonia, chloride ion corrosion, water, dust and damp environment;
2. Applicable to petroleum, chemical, wharf, food, medicine, textile, military and other places;
3. It is used in the electrical control system for command sending and status monitoring;
4. This product has various schemes, and can be produced according to the electrical system diagram provided by the user.

Feature of product

1. The engineering plastic shell is made of glass fiber reinforced unsaturated polyester resin, which has excellent properties such as anti-static, impact resistance, corrosion resistance and good thermal stability;
2. The stainless steel shell is welded with stainless steel plate, and the surface is brushed, which is beautiful and generous;
3. The aluminum shell is formed by aluminum alloy die-casting, and the surface powder is electrostatically sprayed;
4. L series products are resistant to strong acid, alkali and salt, and the anti-corrosion grade is WF1;
5. The G and S series products are more resistant to strong acid, alkali and salt, and the anti-corrosion grade is WF2;
6. L and S series products are of labyrinth sealing structure, while G series products are of curved sealing structure, both of which have good waterproof and dust-proof performance,
7. All exposed fasteners are made of stainless steel and sealed with silicone rubber, which is oil resistant, acid resistant, alkali resistant and anti-aging;
8. High breaking miniature circuit breaker or molded case circuit breaker is installed inside, which can be opened and closed by simply opening the transparent waterproof window on the housing cover;
9. It has overload and short circuit protection functions, and can produce products with leakage protection function according to user requirements;
10. It can be used not only for power distribution or on-off of lighting circuit or power circuit, but also for lighting, power distribution or on-off mixing;
11. In general, this product uses cable wiring. If steel pipe wiring is required, please indicate otherwise.

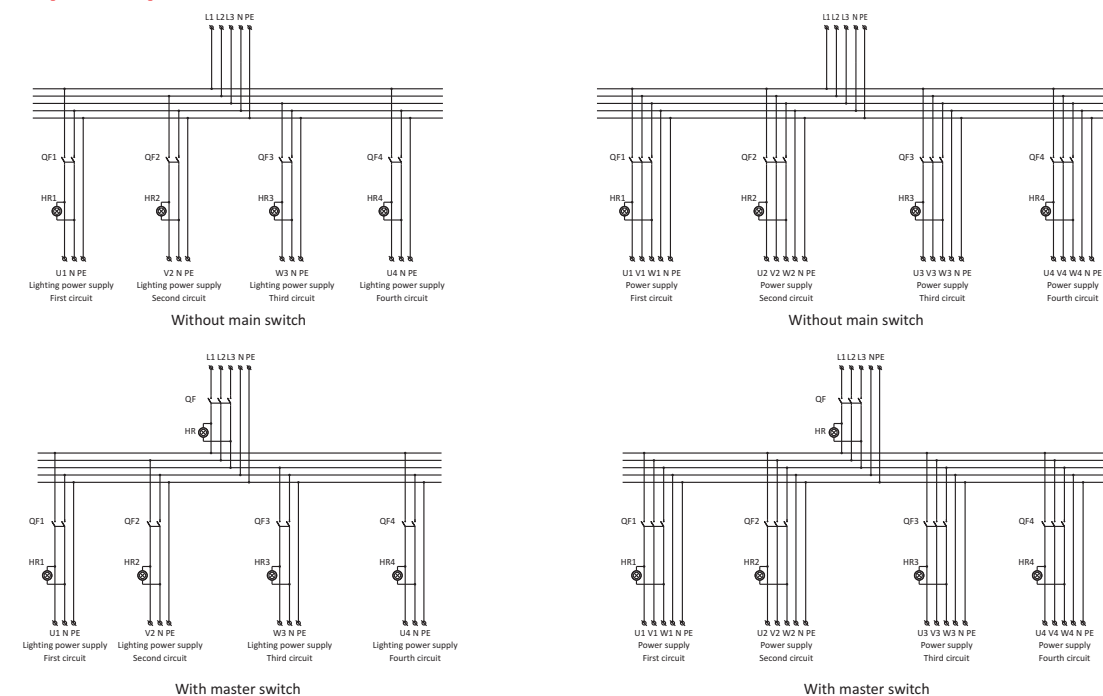
Technical parameter

Rated voltage	Rated current of main circuit	Number of branches	Rated current of branch circuit	Degree of protection	Anti corrosion grade	Inlet specification	Cable outer diameter
AC 220V/380V	630A	Unlimited	100A	IP65	WF1、WF2	G1/2~G4	Φ7~Φ80mm

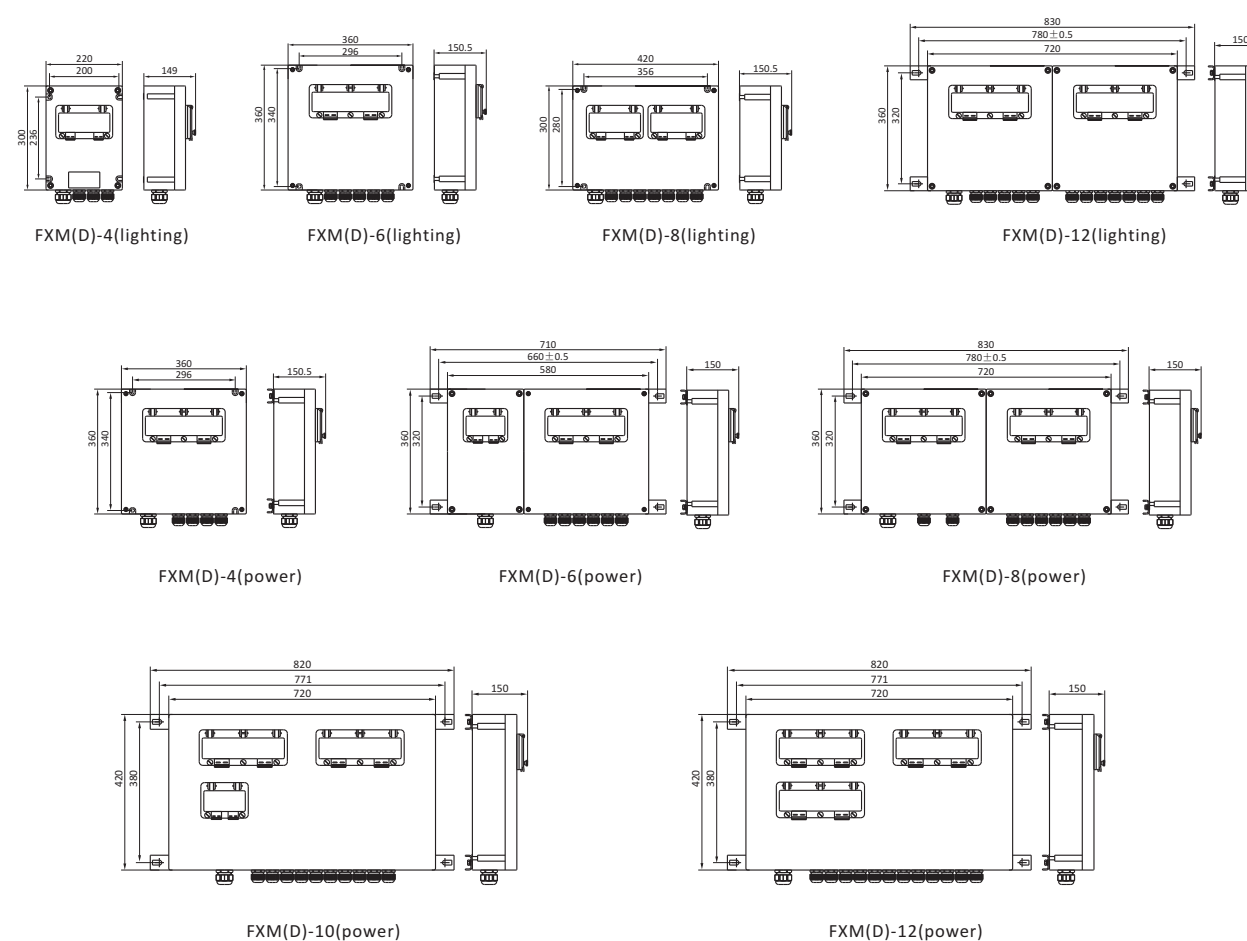
Inlet direction: lower inlet and lower outlet, lower inlet and upper outlet, upper inlet and upper outlet or upper inlet and lower outlet



Electrical principle



Appearance and installation examples



BK□R series explosion-proof air conditioners

Scope of application

- 1.Suitable for explosion-proof gas environment 1 zone, 2 zone places;
- 2.Suitable for II A, II B, II C type explosive gas environment;
- 3.Suitable for T1 ~T6 temperature group;
- 4.Suitable for petroleum exploitation, oil refining, chemical industry, military industry, offshore oil platform, tanker, metal processing and other dangerous environment;
- 5.It is used to regulate temperature in workshop, control room and laboratory.



Feature of product

- 1. Explosion-proof air conditioner is made on the basis of ordinary air conditioner with explosion-proof treatment, and the explosion-proof performance is reliable without affecting the original air conditioner performance;
- 2. Explosion-proof air conditioner can be divided into: separate wall and floor type according to structure form, and single cold type and warm type according to function;
- 3. The connection of explosion-proof air conditioner pipeline is the same as that of ordinary air conditioner. The electrical connection must be in accordance with the installation requirements of explosion-proof electrical appliances. First, the power supply is introduced into the explosion-proof control box, and then from the explosion-proof control box to the indoor unit and outdoor unit;
- 4. The explosion-proof control box is equipped with power switch;
- 5. Steel pipe or cable wiring can be used.

Technical parameter

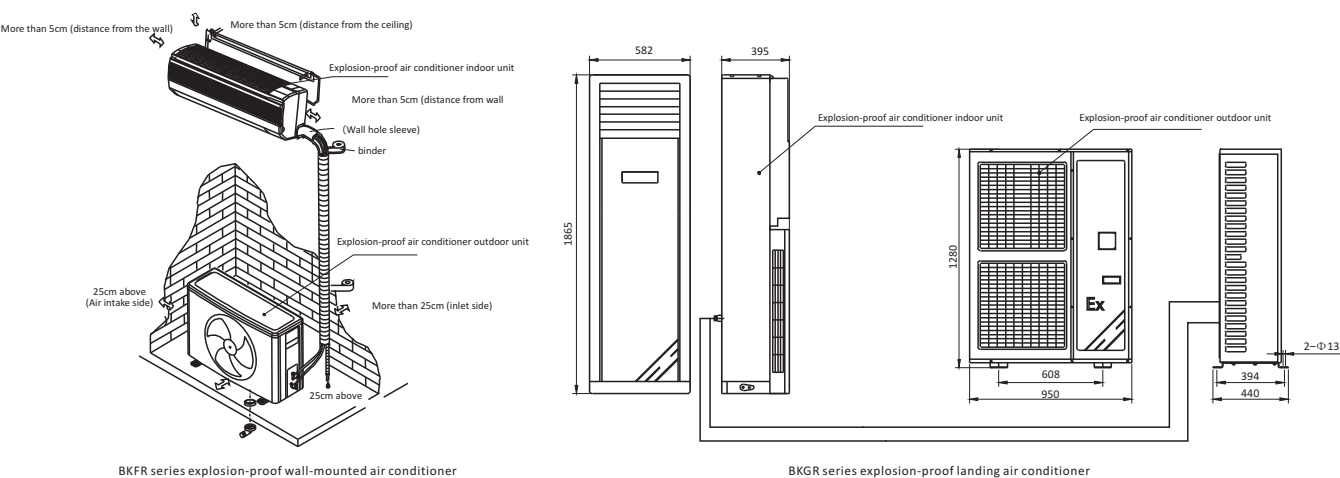
MODEL		BKFR-50GW	BKFR-35GW	BKFR-26GW
Refrigerating output (W)		5000	3500	2600
Heating capacity(W)		5700	3900	2880
Refrigerant and filling quantity		R410a/2.5kg	R410a/2.0kg	R410a/1.6kg
Rated cooling/heating power(W)		1432/1690	1015/1190	742/798
Rated voltage(V)		AC220		
Noise (room, inside/outside) dB (A)		≤43/≤50	≤37/≤50	≤35/≤50
Climate type		T1		
Non-contact protection category		I		
Levels of protection		IPX4		
Weight (indoor/outdoor) (KG)		13/53	11/42	10/40
Outline dimension	indoor	298x940x200	275×845×180	265×790×170
	outdoor	700x955x396	596×899×378	540×848×320

MODEL		BKGR-120GW	BKGR-72GW	BKGR-50GW
refrigerating output (W)		12000	7200	5200
heating capacity(W)		12500	8000	5730
Refrigerant and filling quantity		R410a/3.4kg	R410a/3.0g	R410a/1.8kg
Rated cooling/heating power(W)		3.8/4.0	2.4/2.6	1.5/1.7
rated voltage(V)		AC380V	AC220V、AC380V	AC220V
climate type		T1		
Non-contact protection category		I		
levels of protection		IPX4		
Weight (indoor/outdoor) (kg)		63/112	40/67	40/54
outline dimension	indoor	340×1890×600	302×1762×506	274×1715×492
	outdoor	340×1250×950	340×690×890	340×690×890

Separate explosion-proof air conditioner treatment

- 1.Wall-mounted explosion-proof air conditioner and floor-standing explosion-proof air conditioner are mainly based on ordinary air conditioners, and the outdoor and indoor units are respectively treated for explosion-proof. The details are as follows:
(1)Outdoor Unit: This unit undergoes explosion-proof treatment using specialized manufacturing processes for its electrical control components, compressor, protection system, cooling system, and heat dissipation system. It maintains the same external dimensions as standard wall-mounted AC units and employs identical installation methods as conventional wall-mounted AC units.
(1)Indoor Air Conditioner: This unit utilizes specialized processing and manufacturing techniques to redesign the internal electrical control components. After disassembling the original structure, it undergoes explosion-proof design and manufacturing processes to form an independent explosion-proof control box with manual operation capabilities. The exterior dimensions of this wall-mounted unit match those of standard indoor units, and their installation methods are identical. However, the explosion-proof indoor unit incorporates an additional wall-mounting explosion-proof control box, as shown in the diagram.
- 2.The explosion-proof indoor and outdoor units are equipped with various forms of explosion-proof, and the low-voltage control part is equipped with intrinsically safe explosion-proof circuits.

Appearance and installation examples



BA8060 series explosion-proof and anti-corrosion button

Feature of product

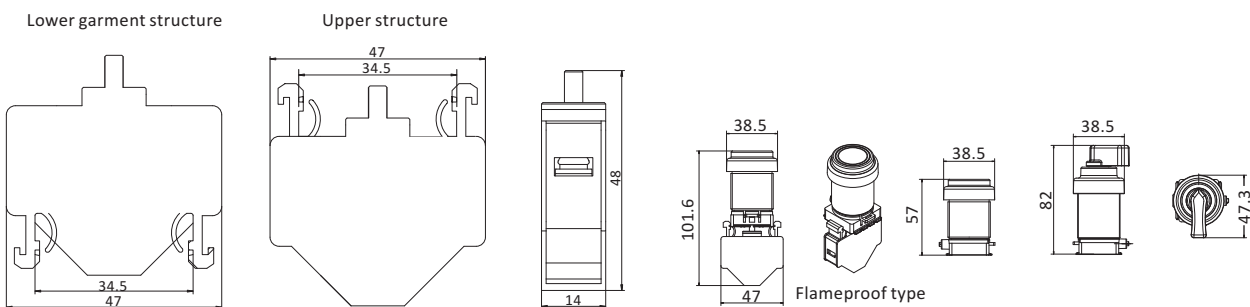
- 1 The explosion-proof and corrosion-resistant button features an explosion-proof structure, with the operating head made of stainless steel or anodized aluminum alloy. The button has a flat rectangular shape, with its housing consisting of three integrated components: a flame-retardant PA66 nylon/Polyarbonate (PC) injection-molded explosion-proof casing (without traditional adhesive joints), enhanced safety-type terminal connectors on both sides, and a matching mounting bracket (also designed for electrical protection). Internally, the button mechanism offers both normally open and normally closed options. The contact elements are housed within the explosion-proof chamber, where the control lever operates the switch contacts.
- 2 The outer mounting bracket can be adjusted in direction and can be assembled into either an upper or lower structure. The upper structure is designed to work with the enhanced safety type operating head, while the lower structure is mounted inside the housing using C35 rails.
- 3 The metal parts of the explosion-proof and anti-corrosion button are made of stainless steel or aluminum alloy anodized, plus a plastic shell, so it can meet the requirements of strong corrosion resistance.



Technical parameter

Explosion-proof mark	rated voltage(V)	rated current(A)	Applicable wire diameter for terminal
Ex db II C Gb Extb III C Db	DC ≤ 250、AC ≤ 415	10 (-40 ≤ Ta ≤ +60℃) 16 (-20 ≤ Ta ≤ +40℃)	1.5 、 2.5mm ²

Appearance and installation examples



BD8060 series explosion-proof (anti-corrosion) indicator light

Feature of product

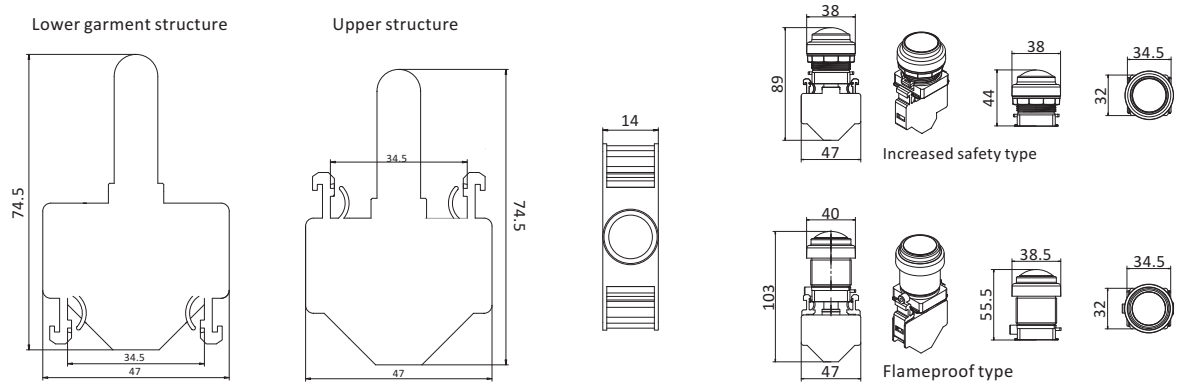
- 1 The explosion-proof and corrosion-resistant indicator light features a composite explosion-proof structure (combining flameproof and enhanced safety types). Its elongated rectangular design consists of three components: an integrated flameproof housing made from reinforced flame-retardant PA66 nylon and polycarbonate(PC) (without traditional adhesive joints), a stainless steel flameproof button rod, and enhanced safety terminal blocks on both sides, along with dedicated mounting brackets (for additional electrical protection). The internal LED lights and circuit board are configured for four different voltage ranges.
- 2 The outer mounting bracket can be adjusted in direction and can be assembled into either an upper or lower structure. The upper structure is designed to work with the enhanced safety type operating head, while the lower structure is mounted inside the housing using C35 rails.
- 3 The metal parts of the explosion-proof and anti-corrosion indicator are made of stainless steel or anodized aluminum alloy, plus a plastic shell, so it can meet the requirements of strong corrosion resistance.



Technical parameter

Explosion-proof mark	rated voltage(V)	rated current(A)	Applicable wire diameter for terminal
Ex db eb II C T6 Gb	AC/DC 12~36、AC/DC 48~110、 AC 220~400、DC 220~250	5~20.5、6.5~15.8、 6.6~11、8.4	1.5 、 2.5mm ²

Appearance and installation examples



BAF series explosion-proof axial flow fan

Scope of application

- 1.Used in Zone 1and Zone 2; Zone 21 and Zone 22; IIA、IIB、 IIC;
- 2.Temperature group: T1~T4;
- 3.Suitable for energy saving renovation projects and places where maintenance and replacement are difficult;
- 4.Widely used in petroleum exploitation, refining, chemical industry, military industry, textile, food processing and offshore oil platform, tanker and other places of lighting.
- 5. Indoor and outdoor.



Feature of product

- 1. This series of ventilators adopts the three dimensional flow theory of turbomachinery, and the test data is carefully designed to ensure the excellent aerodynamic performance of the ventilator, which is characterized by low noise, high efficiency, small vibration, low energy consumption, etc;
- 2. The ventilator is composed of explosion-proof motor, impeller, air duct, protective cover shutter, etc;
- 3. Steel pipe or cable wiring.

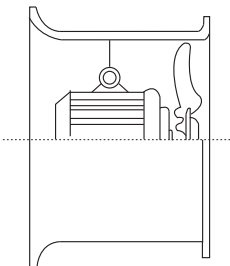
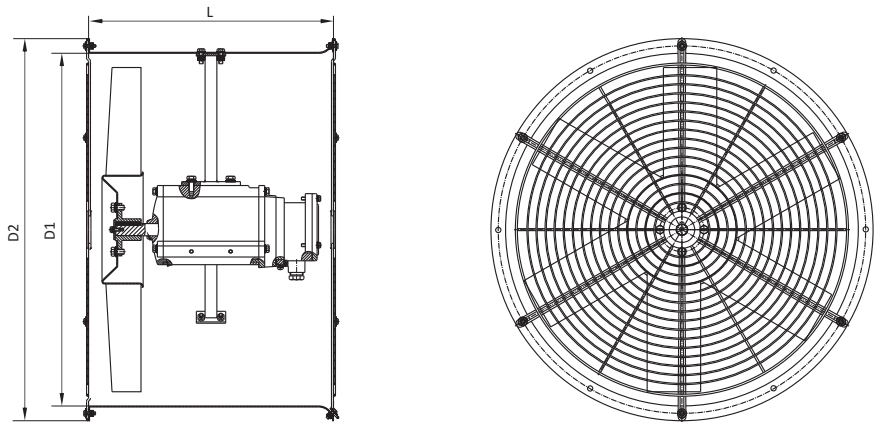
Technical parameter

Explosion proof sign	Degree of protection	Cable outer diameter	Inlet thread
Ex db II BT4 Gb Ex db II CT4 Gb Ex tb IIIC T135℃ Db	IP54	φ10-φ14	M26×1.5 or G3/4

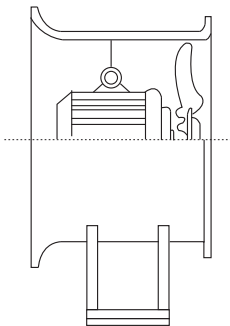
Model Selection Table

Model	Impeller diameter (mm)	Motor power (kW)	Rated voltage (V)		Rated speed (r/min)	Air volume (m³/h)	Default air outlet direction	Anti corrosion grade
			three-phase	single-phase				
BAF-200	200	0.09	380	220	2800	1230	Front end of impeller	WF1、WF2
		0.06			1450	618		
BAF-300	300	0.18			1450	1440		
BAF-400	400	0.25			1450	2800		
BAF-500	500	0.37		/	1450	5700		
BAF-600	600	0.55			1450	8700		

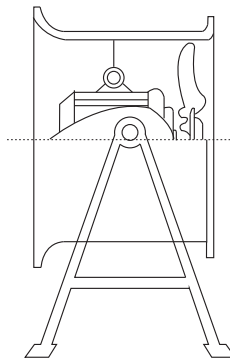
Appearance and installation examples



B - Wall type



G-Fixed



L-post type

Model No.	L(mm)	D1(mm)	D2(mm)
200	310	210	250
300	310	310	355
400	330	410	465
500	330	510	565
600	330	610	665

BT35 series explosion-proof axial flow fan

Scope of application

- 1.Used in Zone 1and Zone 2; Zone 21 and Zone 22; IIA、IIB、 IIC;
- 2.Temperature group: T1~T4;
- 3.Suitable for energy saving renovation projects and places where maintenance and replacement are difficult;
- 4.Widely used in petroleum exploitation, refining, chemical industry, military industry, textile, food processing and offshore oil platform, tanker and other places of lighting.
- 5. Indoor and outdoor.



Model Selection Table

Model	Impeller diameter (mm)	Rated voltage (V)	Rated speed (r/min)	Impeller angle	Air volume (m³/h)	Total pressure (Pa)	Installed power (kW)
BT35-2#	200	380/220V	2800	43°	1230	112	0.09
			1450	43°	618	64	0.06
BT35-2.8#	280	380/220V	2800	35°	2921	190	0.25
			1450		1510	105	0.18
BT35-3.15#	315	380/220V	2800	35°	3074	218	0.37
			1450		1998	141	0.25
BT35-3.55#	355	380/220V	2800	35°	3367	246	0.37
			1450		2188	160	0.25
BT35-4#	400	380/220V	1450	35°	3560	260	0.37
BT35-4.5#	450	380/220V	1450	38°	3450	142	0.37
				42°	4644	150	0.55
BT35-5#	500	380	1450	38°	7655	116	0.55
				43°	8316	123	0.75
BT35-5.6#	560	380	1450	43°	9581	173	0.75
				48°	11682	186	1.1
BT35-6.3#	630	380	1450	41°	10739	154	1.1
				45. 2°	14454	160	1.5
BT35-7.1#	710	380	1450	40°	13400	178	1.1
				43. 5°	16160	189	1.5
			960	46°	14498	123	1.1
BT35-8#	800	380	960	44°	31325	180	2.2
				44°	37073	248	4.0
BT35-9#	900	380	960	46°	35227	200	3.0
				46°	39800	230	4.0
BT35-10#	1000	380	960	46°	48300	247	5.5
				46°	54300	268	7.5
BT35-11.2#	1120	380	960	42°	56460	353	7.5
				46°	67892	415	11

Default air outlet direction of fan: front end of impeller

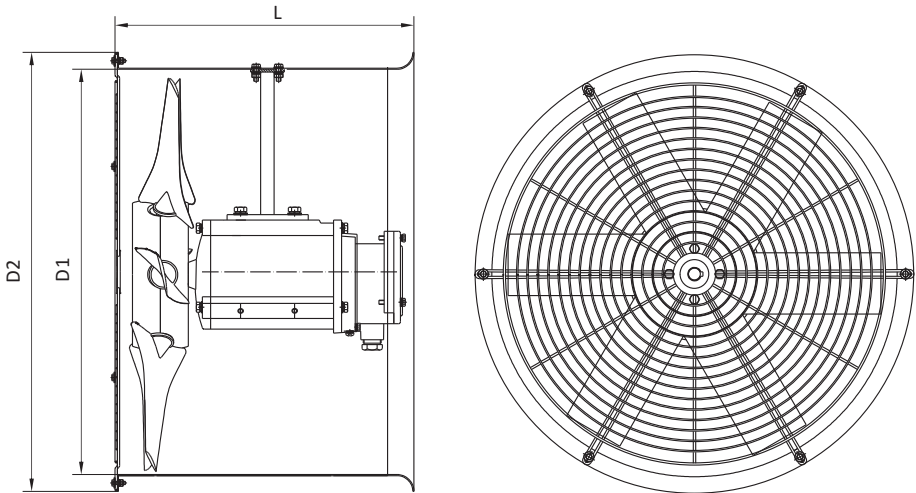
Feature of product

- 1. This series of ventilators are designed based on the three dimensional flow theory of turbomachinery, and the test data are carefully designed to ensure the excellent aerodynamic performance of the ventilator, featuring low noise, high efficiency, low vibration, low energy consumption, etc;
- 2. The ventilator is composed of explosion-proof motor, impeller, air duct, protective cover, etc;
- 3. For ventilation and exhaust, it can also be installed in series in a short exhaust pipe to increase the pressure of the pipe;
- 4. Default cable wiring. If steel pipe wiring is required, it should be noted when ordering.

Technical parameter

Explosion proof sign	Degree of protection	Rated frequency (S)	Cable outer diameter	Inlet thread
Ex db II CT4 Gb Ex tb IIIC T135℃ Db	IP54	50	φ10-φ14	G3/4 or pressure plate

Appearance and installation examples



Model No.	L(mm)	D1(mm)	D2(mm)
2#	280	210	260
2.8#	280	290	340
3.15#	280	325	375
3.55#	320	365	415
4#	370	410	460
4.5#	370	460	510
5#	370	510	550
5.6#	450	570	620
6.3#	450	640	690
7.1#	450	720	770
8#	630	810	860
9#	630	910	960
10#	630	1010	1060
11.2#	630	1130	1180

BTS series explosion-proof oscillating fan

Scope of application

1. Used in Zone 1 and Zone 2; Zone 21 and Zone 22; IIA, IIB, IIC;
2. Temperature group: T1~T4;
3. Suitable for energy saving renovation projects and places where maintenance and replacement are difficult;
4. Widely used in petroleum exploitation, refining, chemical industry, military industry, textile, food processing and offshore oil platform, tanker and other places of lighting.
5. Indoor and outdoor.



B: Wall mounted



L: Floor standing

Feature of product

1. The product is composed of explosion-proof motor, impeller, mesh cover, base, strong mounting plate, head shaking mechanism, etc;
2. The impeller is made of die-casting aluminum, which can effectively avoid sparks caused by friction;
3. Installation type: floor mounted and wall mounted;
4. Cable routing.

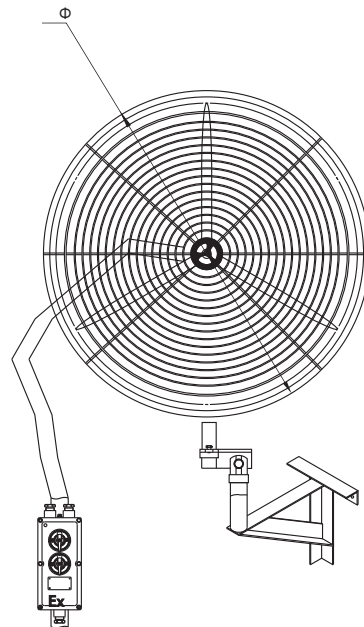
Technical parameter

Explosion proof sign	Degree of protection	Rated frequency (S)	Cable outer diameter	Inlet thread
Ex db II BT4 Gb Ex tb III C T135℃ Db	IP54	50	Φ10-Φ14	G3/4 or pressure plate

Model Selection Table

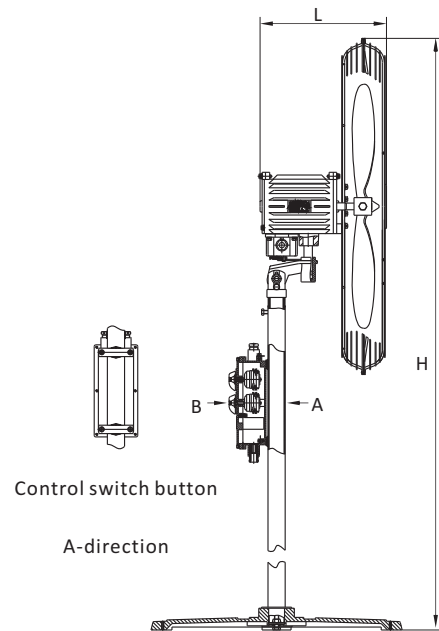
Model	Impeller diameter (mm)	Motor power (kw)	Rated voltage (V)		Rated speed (r/min)	Air volume (m³/h)
			three-phase	single-phase		
BTS-500	500	250	380	220	1450	6800
BTS-600	600	400			1450	9650
BTS-750	750				1450	18500

Appearance and installation examples



B direction

B: Wall mounted



L: Floor standing

Model	L(mm)	Φ (mm)	H(mm)
BTS-500	345	548	1312
BTS-600	345	648	1362
BTS-750	345	810	1443

CBF series explosion-proof exhaust fan

Scope of application

- 1.Used in Zone 1and Zone 2; Zone 21 and Zone 22; IIA、IIB、 IIC;
- 2.Temperature group: T1~T4;
- 3.Suitable for energy saving renovation projects and places where maintenance and replacement are difficult;
- 4.Widely used in petroleum exploitation, refining, chemical industry, military industry, textile, food processing and offshore oil platform, tanker and other places of lighting.
- 5. Indoor and outdoor.



Feature of product

- 1. This series of ventilators adopts the three dimensional flow theory of turbomachinery, and the test data is carefully designed to ensure the excellent aerodynamic performance of the ventilator, which is characterized by low noise, high efficiency, small vibration, low energy consumption, etc;
- 2. The ventilator is composed of explosion-proof motor, impeller, air duct, protective cover shutter, etc;
- 3. Steel pipe or cable wiring.

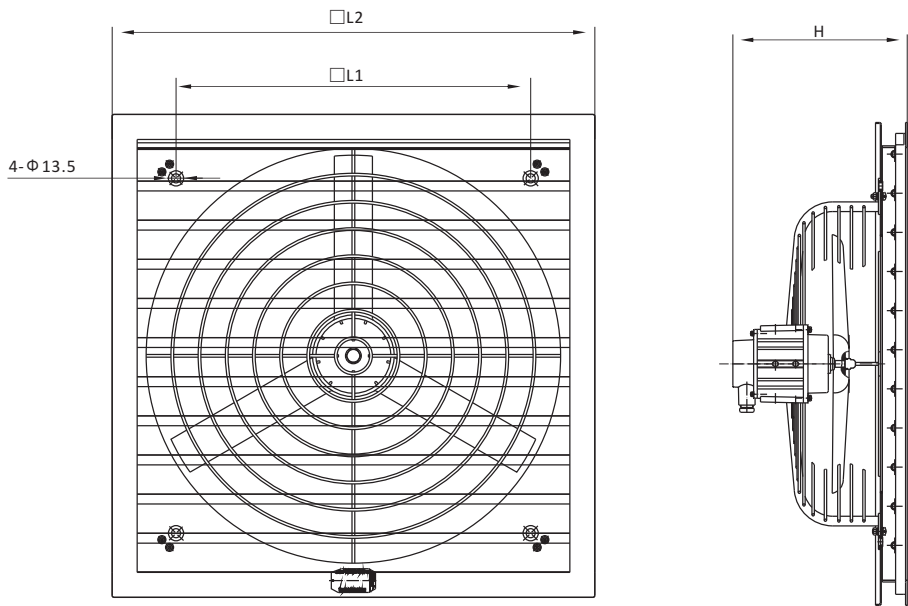
Technical parameter

Explosion proof sign	Degree of protection	Cable outer diameter	Inlet thread
Ex db II CT4 Gb Ex tb III C T135℃ Db	IP54	Φ10-Φ14	M26×1.5 or G¾

Model Selection Table

Model	Impeller diameter (mm)	Motor power (kw)	Rated voltage (V)		Rated speed (r/min)	Air volume (m³/h)	Anti corrosion grade
			three-phase	single-phase			
CBF-300	300	0.25	380	220	1450	1440	WF1
CBF-400	400	0.37			1450	2800	
CBF-500	500	0.55			1450	5700	
CBF-600	600	0.75			1450	8700	

Appearance and installation examples



Model	□L1	□L2	H
CBF-300	285	345	275
CBF-400	385	485	275
CBF-500	469.5	590	290
CBF-600	529	710	290

AH series explosion-proof junction box

Scope of application

1. It is applicable to the places in Zone 1 and Zone 2 of explosive gas environment;
2. It is applicable to the places in Zone 21 and 22 of combustible dust environment;
3. Suitable for IIA, IIB and IIC explosive gas environment;
4. Applicable to T1-T6 temperature group;
5. It is applicable to dangerous environments such as oil exploitation, oil refining, chemical industry, military Industry, offshore oil platforms, oil tankers, metal processing, etc. as the connection and turning direction change of steel pipe wiring.

Feature of product

1. Aluminum alloy die-casting shell, after high-speed shot peening, the surface is subject to high-voltage electrostatic spraying;
2. Exposed stainless steel fasteners with high anti-corrosion performance;
3. There are many ways and specifications for the inlet and outlet;
4. Inlet and outlet threads can be specially made into metric threads, NPT threads and other forms;
5. Steel pipe or cable wiring is acceptable.

Model Selection Table

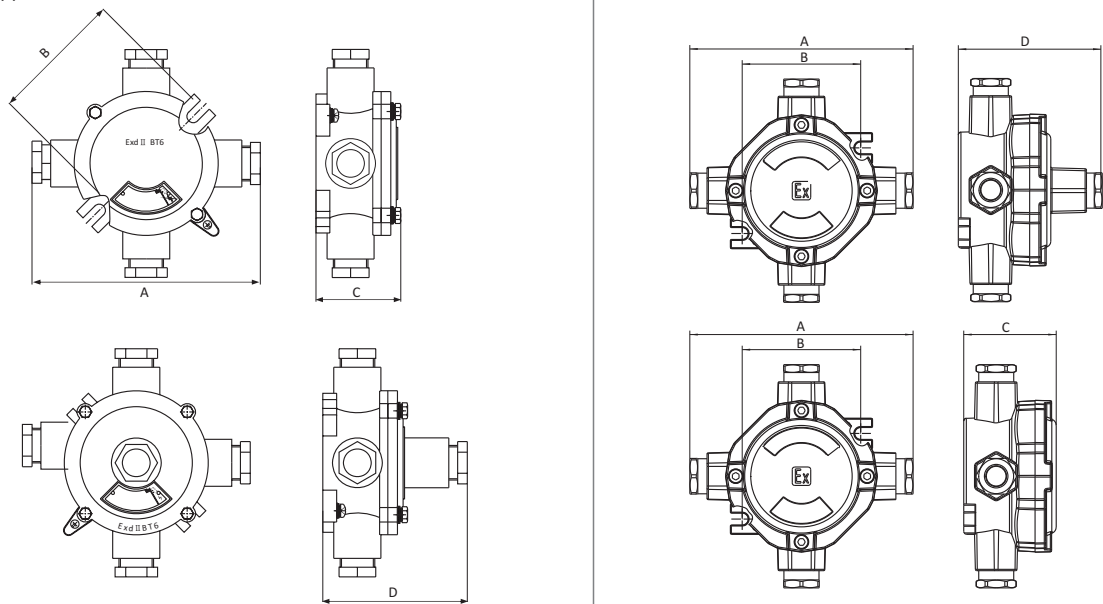
Code	Symbol	Name	Code	Symbol	Name
A		One leveling	F		One way crane
B		Straight two-way flat	G		Straight two-way crane
C		Tee leveling	H		Tee crane
D		Cross leveling	I		Four-way crane
E		Right angle two-way flat	J		Right angle two-way crane

Technical parameter

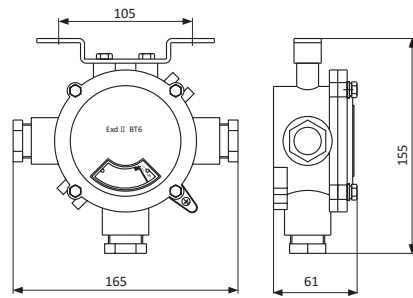
II B	II C
Explosion proof sign: Ex db II B T6 Gb / Ex tb III CT80℃ Db	Explosion proof sign: Ex db II C T6 Gb / Ex tb III CT80℃ Db
Rated voltage: 380/220V; Rated current: 20A; Degree of protection: IP54 、 IP66;	
Thread size: G1/2~G2	
Number of terminal blocks: 4	

Appearance and installation examples

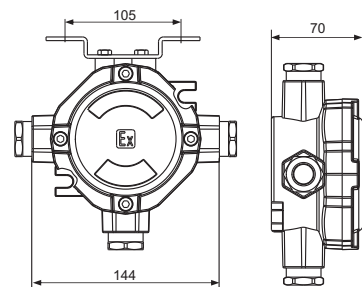
Product appearance



Cable specification(φmm)	Pipe thread(G)	A	B	C	D	Cable specification(φmm)	Pipe thread(G)	A	B	C	D
7-10	G 1/2	165	95	62	/	7-10	G 1/2	170	89.6	70	/
10-14	G 3/4	165	95	62	105	10-14	G 3/4	170	89.6	70	125
12-17	G 1	175	95	67	110	12-17	G 1	185	97.6	78	/
15-23	G 1 1/4	198	110	85	/	15-23	G 1 1/4	185	97.6	78	/
18-33	G 1 1/2	198	120	85	/	18-33	G 1 1/2	198	107	85	/
26-43	G 2	230	130	100	/	26-43	G 2	230	130	100	/



II B pendant lamp box



II C pendant lamp box

YHXe series explosion-proof conduit outlet boxes

Scope of application

- 1. It is applicable to the places in Zone 1 and Zone 2 of explosive gas environment;
- 2. It is applicable to the places in Zone 21 and 22 of combustible dust environment;
- 3. Suitable for IIA, IIB and IIC explosive gas environment;
- 4. Applicable to T1-T6 temperature group;
- 5. It is applicable to dangerous environments such as oil exploitation, oil refining, chemical industry, military Industry, offshore oil platforms, oil tankers, metal processing, etc. as the connection and turning direction change of steel pipe wiring.


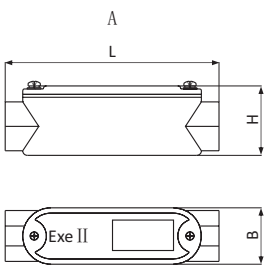

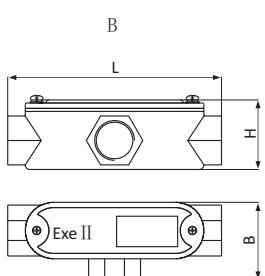
Feature of product


- 1. Aluminum alloy die-casting shell, after high-speed shot peening, the surface is subject to high-voltage electrostatic spraying;
- 2. Exposed stainless steel fasteners with high anti-corrosion performance;
- 3. There are many ways and specifications for the inlet and outlet.

Technical parameter


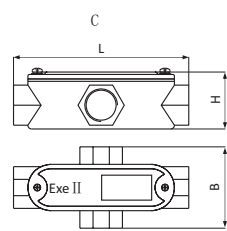

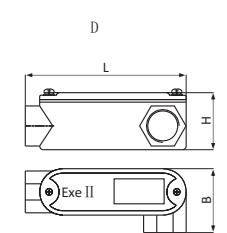

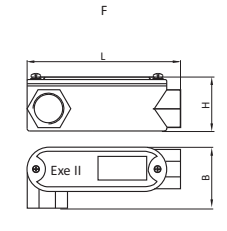

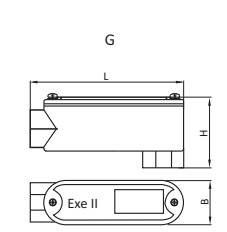

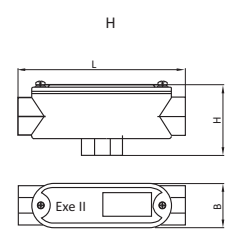

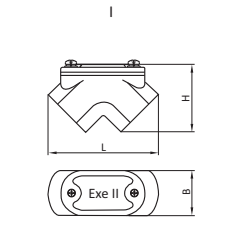
Explosion proof sign	Degree of protection	Anti corrosion grade
Ex eb II C Gb / Ex tb III CT80°C Db	IP66	WF1 / WF2

Model Selection Table

Model	Inner diameter of pipe(Φmm)	Pipe thread (G)	Sketch map	Overall dimensions(mm)		
				L	B	H
 YHXe-A□ Straight through	15	1/2		110	33	44
	20	3/4		130	38	48
	25	1		155	45	54
	32	11/4		188	58	68
	40	11/2		200	60	78
	50	2		248	76	96
	70	21/2		200	94	116
	80	3		260	108	128
 YHXe-B□ tee	100	4		300	120	135
	15	1/2		110	50	44
	20	3/4		130	55	48
	25	1		155	67	54
	32	11/4		188	78	68
	40	11/2		200	80	78
	50	2		248	96	96
	70	21/2		200	114	116
	80	3		260	131	128
	100	4		300	145	135



Model Selection Table

Model	Inner diameter of pipe(Φmm)	Pipe thread (G)	Sketch Map	Overall dimensions(mm)		
				L	B	H
 YHXe-C□ Four-way	15	1/2		110	67	44
	20	3/4		130	72	48
	25	1		155	89	54
	32	11/4		188	98	68
	40	11/2		200	100	78
	50	2		248	116	96
	70	21/2		200	134	116
	80	3		260	154	128
 YHXe-D□ Right pass	100	4		300	180	135
	15	1/2		101	50	44
	20	3/4		121	55	48
	25	1		141	67	54
	32	11/4		170	78	68
	40	11/2		182	80	78
	50	2		228	96	96
	70	21/2		240	114	116
	80	3		243	134	128
 YHXe-E□ Left pass	100	4		275	145	135
	15	1/2		101	50	44
	20	3/4		121	55	48
	25	1		141	67	54
	32	11/4		170	78	68
	40	11/2		182	80	78
	50	2		228	96	96
	70	21/2		240	114	116
	80	3		243	131	128
 YHXe-F□ Rear cover elbow	100	4		275	145	135
	15	1/2		101	33	59
	20	3/4		121	38	65
	25	1		141	45	77
	32	11/4		170	58	88
	40	11/2		182	60	98
	50	2		228	76	116
	70	21/2		240	94	136
	80	3		243	108	151
 YHXe-G□ Rear cover tee	100	4		275	120	160
	15	1/2		101	33	59
	20	3/4		121	38	65
	25	1		141	45	77
	32	11/4		170	58	88
	40	11/2		182	60	98
	50	2		228	76	116
	70	21/2		240	94	136
	80	3		243	108	151
 YHXe-H□ Yuanbao (Jiaotong)	100	4		275	120	160
	15	1/2		101	30	58
	20	3/4		121	35	73
	25	1		141	42	83
	32	11/4		170	50	100
	40	11/2		182	60	108
	50	2		228	72	122
	70	21/2		240	86	136
	80	3		243	102	139
	100	4		275	120	142

NGD series explosion-proof flexible conduits

Scope of application



- 1. It is applicable to the places in Zone 1 and Zone 2 of explosive gas environment;
- 2. It is applicable to the places in Zone 21 and 22 of combustible dust environment;
- 3. Suitable for IIA, IIB and IIC explosive gas environment;
- 4. Applicable to T1-T6 temperature group;
- 5. It is applicable to dangerous environments such as oil exploitation, oil refining, chemical industry, military Industry, offshore oil platforms, oil tankers, metal processing, etc. as the connection and turning direction change of steel pipe wiring.



Feature of product

- 1. It has the advantages of dye resistance, corrosion resistance, water resistance, aging resistance, good flexibility, firm structure, reliable operation, etc;
- 2. Thread specifications can be made according to customer requirements, such as NPT, metric thread, etc;
- 3. It has the advantages of oil resistance, acid resistance, corrosion resistance, wear resistance, aging resistance, waterproof, flame retardant, good flexibility, etc;
- 4. The length of flexible pipe can be specially processed according to user requirements.

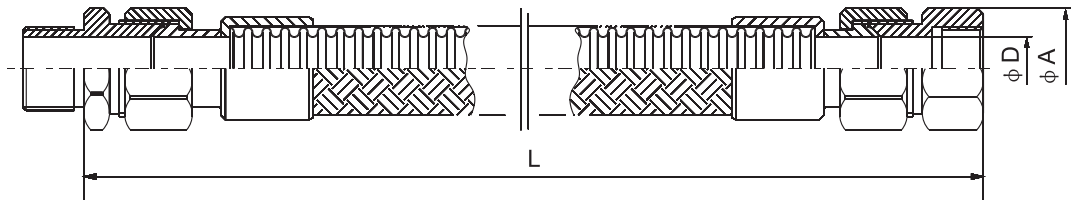
Technical parameter

		
I: PVC	II:stainless steel	III: Steel wire braiding
Explosion proof sign:Ex db II C Gb/ Ex eb II C Gb / Ex tb III CT80°C Db		
Thread specification:“G1/2-G4”、“NPT1/2-NPT4”、“M20-M110”Various thread sizes are available for users to choose,		
Protection grade: IP66		

Model Selection Table

Model	Pipe diameter (mm)	Inner diameter of pipe(D)			Thread size			Length L (mm)	Maximum diameter of profile (A)		Minimum bending radius (mm)
		I	II	III	Imperial	American	Metric		I	II	
NGD-□ × 700□	13	13	13	15	G1/2	NPT1/2	M20x1.5	700	38	28	80
NGD-□ × 1000□	13	13	13	15	G1/2	NPT1/2	M20x1.5	1000	38	28	80
NGD-□ × 700□	20	17	17	20	G3/4	NPT3/4	M25x1.5	700	42	34	110
NGD-□ × 1000□	20	17	17	20	G3/4	NPT3/4	M25x1.5	1000	42	34	110
NGD-□ × 700□	25	21	21	25	G1	NPT1	M32x1.5	700	46	40	145
NGD-□ × 1000□	25	21	21	25	G1	NPT1	M32x1.5	1000	46	40	145
NGD-□ × 700□	32	26	26	29	G1/4	NPT11/4	M40x1.5	700	60	48	180
NGD-□ × 1000□	32	26	26	29	G1/4	NPT11/4	M40x1.5	1000	60	48	180
NGD-□ × 700□	40	30	30	36	G1/2	NPT11/2	M50x1.5	700	65	55	210
NGD-□ × 1000□	40	30	30	36	G1/2	NPT11/2	M50x1.5	1000	65	55	210
NGD-□ × 700□	50	42	47	50	G2	NPT2	M63x1.5	700	85	75	250
NGD-□ × 1000□	50	42	47	50	G2	NPT2	M63x1.5	1000	85	75	250
NGD-□ × 700□	70	50	62	64	G21/2	NPT21/2	M75x1.5	700	100	90	350
NGD-□ × 1000□	70	50	62	64	G21/2	NPT21/2	M75x1.5	1000	100	90	350
NGD-□ × 700□	80	62	72	77	G3	NPT3	M90x1.5	700	115	115	400
NGD-□ × 1000□	80	62	72	77	G3	NPT3	M90x1.5	1000	115	115	400
NGD-□ × 700□	100	85	90	95	G4	NPT4	M110x1.5	700	145	145	500
NGD-□ × 1000□	100	85	90	95	G4	NPT4	M110x1.5	1000	145	145	500

Overall dimensions



BHJ series explosion-proof conduit unions

Scope of application

1. It is applicable to the places in Zone 1 and Zone 2 of explosive gas environment;
2. It is applicable to the places in Zone 21 and 22 of combustible dust environment;
3. Suitable for IIA, IIB and IIC explosive gas environment;
4. Applicable to T1-T6 temperature group;
5. It is widely used for clamping and sealing cables in dangerous environment places such as petroleum exploitation, oil refining, chemical industry, military industry, etc.

Feature of product

1. It is made of high-quality carbon steel or stainless steel, and the material can be stainless steel according to user requirements;
2. Thread specifications can be customized according to user requirements, such as NPT, metric thread, etc.

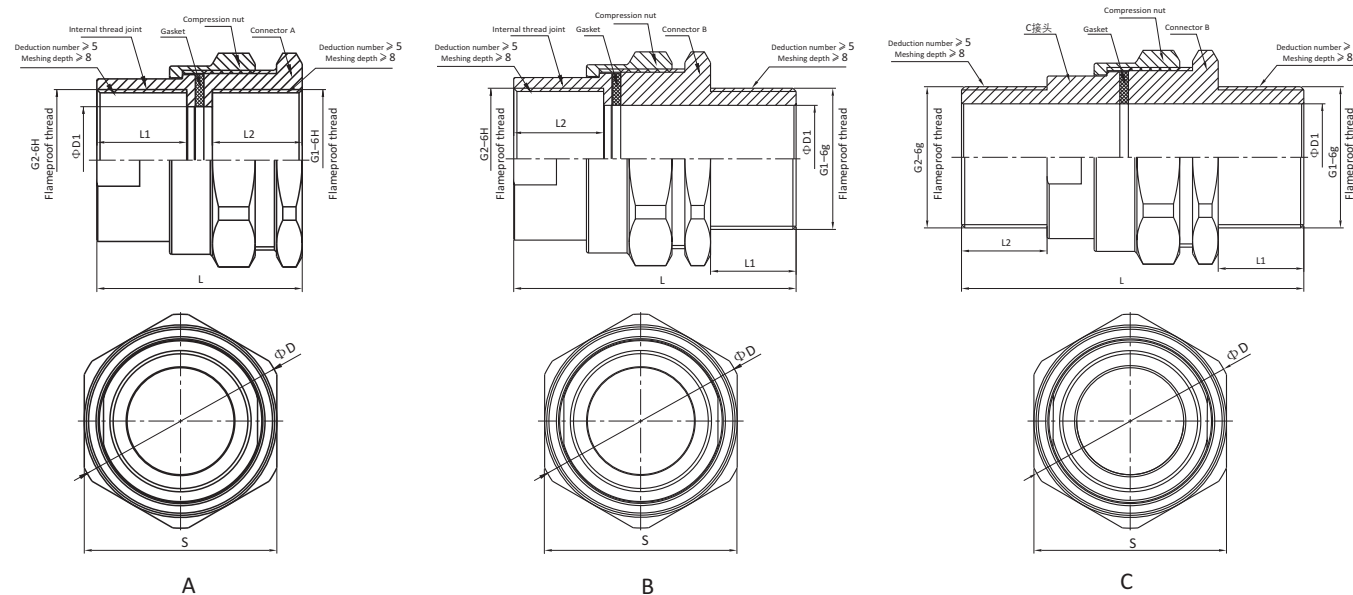
Technical parameter

Explosion proof sign: Ex db II C Gb / Ex eb II C Gb / Ex tb III CT80°C Db

Thread specification: "G1/2-G4", "NPT1/2-NPT4", "M20-M110" Various sizes of threads for users to choose;

Protection grade: IP66

Overall dimensions



Model Selection Table

Model	Thread size			Total length	Thread length L1 (External thread)	Thread length L2 (internal thread)	Opposite side S	Maximum outside diameter	Inner bore(Φ)
	Imperial	American	Metric						
Type A double inner	G 1/2	NPT 1/2	M20x1.5	42	-	18	34	37	15
	G 3/4	NPT 3/4	M25x1.5	42	-	18	38	42	20
	G 1	NPT 1	M32x1.5	48	-	21	45	50	25
	G 1 1/4	NPT 1 1/4	M40x1.5	48	-	21	55	61	32
	G 1 1/2	NPT 1 1/2	M50x1.5	49	-	21	65	72	38
	G 2	NPT 2	M63x1.5	52	-	23	81	86	48
	G 2 1/2	NPT 2 1/2	M75x1.5	59	-	26	98	106	62
	G 3	NPT 3	M90x1.5	67	-	30	113	119	75
	G 4	NPT 4	M115x2	71	-	32	136	140	100
Type B domestic and foreign	G 1/2	NPT 1/2	M20x1.5	56	17	18	34	37	15
	G 3/4	NPT 3/4	M25x1.5	59	17	18	38	42	20
	G 1	NPT 1	M32x1.5	66	20	21	45	50	25
	G 1 1/4	NPT 1 1/4	M40x1.5	66	20	21	55	61	32
	G 1 1/2	NPT 1 1/2	M50x1.5	67	20	21	65	72	38
	G 2	NPT 2	M63x1.5	72	22	23	81	86	48
	G 2 1/2	NPT 2 1/2	M75x1.5	83	25	26	98	106	62
	G 3	NPT 3	M90x1.5	93	28	30	113	119	75
	G 4	NPT 4	M115x2	99	30	32	136	140	100
Type C Double outer	G 1/2	NPT 1/2	M20x1.5	69	17	-	34	37	15
	G 3/4	NPT 3/4	M25x1.5	72	17	-	38	42	20
	G 1	NPT 1	M32x1.5	80	20	-	45	50	25
	G 1 1/4	NPT 1 1/4	M40x1.5	80	20	-	55	61	32
	G 1 1/2	NPT 1 1/2	M50x1.5	81	20	-	65	72	38
	G 2	NPT 2	M63x1.5	87	22	-	81	86	48
	G 2 1/2	NPT 2 1/2	M75x1.5	99	25	-	98	106	62
	G 3	NPT 3	M90x1.5	109	28	-	113	119	75
	G 4	NPT 4	M115x2	115	30	-	136	140	100

BGJ series explosion-proof pipe joint

Scope of application

1. Suitable for explosion-proof gas environment 1 zone, 2 zone places;
2. Suitable for IIA, IIB and IIC explosive gas environment;
3. Suitable for explosion dust environment 21 zone, 22 zone places;
4. Suitable for III A, III B and III C explosive dust environment;
5. Widely used in petroleum extraction, oil refining, chemical industry, military and other dangerous environment cable clamping and sealing.



Feature of product

1. It is made of high-quality carbon steel or stainless steel, and the material can be stainless steel according to user requirements;
2. Thread specifications can be customized according to user requirements, such as NPT, metric thread, etc.

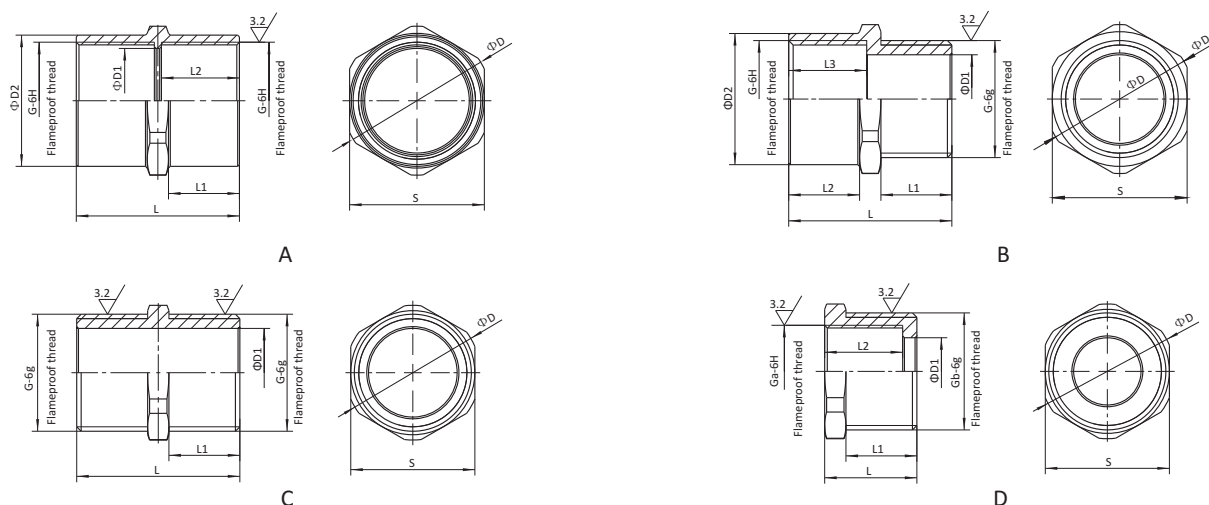
Technical parameter

Explosion proof sign: Ex eb II C Gb, Ex tb III C Db (G thread); Ex db II C Gb, Ex eb II C Gb, Ex tb III C Db (M or NPT thread)

Thread specification: G1/2 - G4, NPT1/2-NPT4, M20-M115 all sizes of thread for users to choose;

Protection grade: IP66

Overall dimensions



Model Selection Table

Model	Thread size			Total length	Thread length L1 (External thread)	Thread length L2 (internal thread)	Opposite side S	Maximum outside diameter	Inner bore(Φ)
	Imperial	American	Metric						
Type A double inner	G 1/2	NPT 1/2	M20x1.5	38	-	-	27	30	18
	G 3/4	NPT 3/4	M25x1.5	38	-	-	32	35	23
	G 1	NPT 1	M32x1.5	46	-	-	38	42	29.5
	G 1 1/4	NPT 1 1/4	M40x1.5	46	-	-	47	52	38
	G 1 1/2	NPT 1 1/2	M50x1.5	46	-	-	55	61	44.5
	G 2	NPT 2	M63x1.5	50	-	-	68	74	56
	G 2 1/2	NPT 2 1/2	M75x1.5	54	-	-	83	88	71
	G 3	NPT 3	M90x1.5	62	-	-	95	100	84
Type B inside and out	G 4	NPT 4	M115x2	64	-	-	122	127	109
	G 1/2	NPT 1/2	M20x1.5	39	17	18	27	30	15
	G 3/4	NPT 3/4	M25x1.5	39	17	18	32	35	19
	G 1	NPT 1	M32x1.5	46	20	22	38	42	25
	G 1 1/4	NPT 1 1/4	M40x1.5	46	20	22	47	52	35
	G 1 1/2	NPT 1 1/2	M50x1.5	47	20	22	55	61	40
	G 2	NPT 2	M63x1.5	52	22	24	68	74	50
	G 2 1/2	NPT 2 1/2	M75x1.5	57	25	26	83	88	65
Type C double outside	G 3	NPT 3	M90x1.5	64	28	30	95	100	75
	G 4	NPT 4	M115x2	70	30	32	122	127	100
	G 1/2	NPT 1/2	M20x1.5	40	17	-	22	24	15
	G 3/4	NPT 3/4	M25x1.5	40	17	-	27	30	19
	G 1	NPT 1	M32x1.5	46	20	-	35	38	25
	G 1 1/4	NPT 1 1/4	M40x1.5	47	20	-	45	50	32
	G 1 1/2	NPT 1 1/2	M50x1.5	48	20	-	52	57	40
	G 2	NPT 2	M63x1.5	52	22	-	65	70	50
Type D variation	G 2 1/2	NPT 2 1/2	M75x1.5	58	25	-	82	86	65
	G 3	NPT 3	M90x1.5	64	28	-	93	98	75
	G 4	NPT 4	M115x2	70	30	-	120	125	100
	G1(内)	G2(外)				-			
	G 1/2	G 3/4		23			27	30	15
	G 3/4	G 1		26			35	38	19
	G 1	G 1 1/4		26			45	50	25
	G 1 1/4	G 1 1/2		27			50	55	32
	G 1 1/2	G 2		30			65	70	40
	G 2	G 2 1/2		33			80	86	50
	G 2 1/2	G 3		36			94	100	65
	G 3	G 4		40			120	125	75

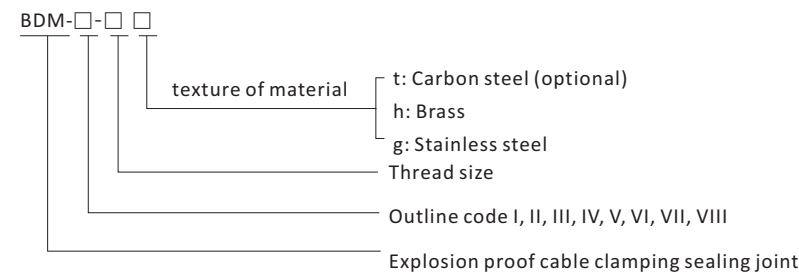
BDM series explosion-proof cable glands (single seal, unarmoured)

Scope of application

1. It is applicable to the places in Zone 1 and Zone 2 of explosive gas environment;
2. It is applicable to the places in Zone 21 and 22 of combustible dust environment;
3. Suitable for IIA, IIB and IIC explosive gas environment;
4. Applicable to T1-T6 temperature group;
5. It is widely used for clamping and sealing cables in dangerous environment places such as petroleum exploitation, oil refining, chemical industry, military industry, etc.



Model meaning



Executive standards

GB/T3836.1、GB/T3836.2、GB/T3836.3、GB/T3836.31、IEC60079-0、IEC60079-1、IEC60079-7、IEC60079-31、EN60079-0、EN60079-1、EN60079-7、EN60079-31。

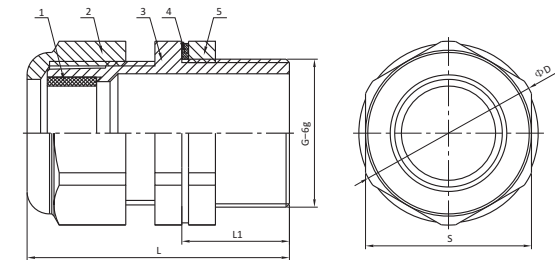
Feature of product

1. It is made of high-quality carbon steel, and the material can be stainless steel or brass according to user requirements;
2. Thread specifications can be customized according to user requirements or different specifications at both ends.

Model Selection Table

BDM - Type I parameters and profiles

The single-layer sealed mechanical cable clamping device is pressed with engineering plastics and has strong anti-corrosion and waterproof performance. It is suitable for the introduction of unarmoured cables in the increased safety enclosure.

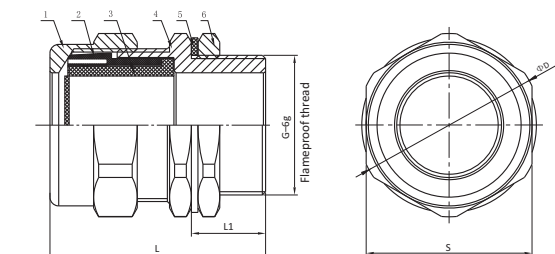


Specifications(D)			Applicable cable diameter Sealing range(Φ)	Thread length	Length (L)	Opposite side/ maximum outer diameter S(Φ)	Explosion proof sign	Degree of protection
Imperial	American	Metric						
G 1/2	NPT 1/2	M20x1.5	8~12	10	37	24/27	Ex eb II C Gb Ex tb III C T80℃ Db	IP66
G 3/4	NPT 3/4	M25x1.5	11~15	13	43	28/31		
G 1	NPT 1	M32x1.5	18~20	24	58	37/41		
G 1 1/4	NPT 1 1/4	M40x1.5	24~28	21	64	48/52		
G 1 1/2	NPT 1 1/2	M50x1.5	31~37	21	66	56/63		
G 2	NPT 2	M63x1.5	37~41	20	72	65/73		

Note: 1. The product is made of engineering plastics; 2. Other thread specifications can be customized.

BDM - II type parameters and shape

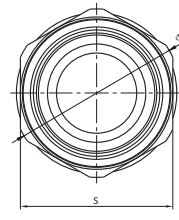
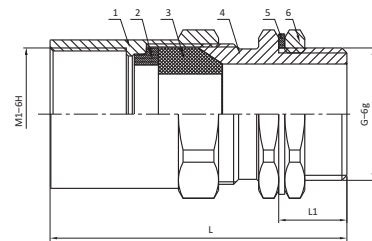
It is made of high-quality carbon steel, brass or stainless steel. The mechanical cable clamping device has strong waterproof performance and is suitable for the introduction of unarmoured cables in the increased safety enclosure



Specifications(D)			Applicable cable diameter Sealing range(Φ)	Thread length	Length (L)	Opposite side/ maximum outer diameter S(Φ)	Explosion proof sign	Degree of protection
Imperial	American	Metric						
G ½	NPT 1/2	M20x1.5	8~12	15	43	27/30	Ex eb II C Gb Ex tb III C T80℃ Db	IP66
G 3/4	NPT 3/4	M25x1.5	12~17	15	45	32/35		
G 1	NPT 1	M32x1.5	15~22	17	49	38/42		
G 1 1/4	NPT 1 1/4	M40x1.5	20~28	17	53	45/50		
G 1 1/2	NPT 1 1/2	M50x1.5	28~36	17	58	55/61		
G 2	NPT 2	M63x1.5	35~48	19	64	68/74		
G 2 1/2	NPT 2 1/2	M75x1.5	45~56	24	73	85/94		
G 3	NPT 3	M90x1.5	55~73	26	74	100/110		
G 4	NPT 4	M115x2	68~91	28	81	125/135		

BDM - III parameters and shape

It is made of high-quality carbon steel, brass or stainless steel. The displacement type cable clamping device has strong waterproof performance. It has a single-layer sealing structure. The inlet end has a threaded connection port for the introduction of non armored cables.

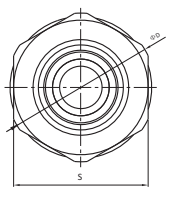
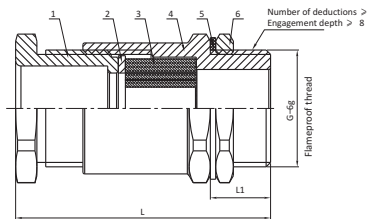


1. Compression nut
2. Washer
3. Sealing ring
4. Connector body
5. Flat gasket
6. Lock nut

Specifications(D)			Applicable cable diameter sealing range(Φ)	Thread length	Length (L)	Opposite side/ maximum outer diameter S(Φ)	Specification of internal thread at tail end (D2)			Explosion proof sign	Degree of protection
Imperial	American	Metric					Imperial	American	Metric		
G 1/2	NPT 1/2	M20x1.5	5~10	15	68	27/30	G 1/2	NPT 1/2	M20x1.5	Ex db II C Gb Ex tb III C T80°C Db	IP66
G 3/4	NPT 3/4	M25x1.5	9~15	15	70	34/37	G 3/4	NPT 3/4	M25x1.5		
G 1	NPT 1	M32x1.5	14~20	17	74	38/42	G 1	NPT 1	M32x1.5		
G 1 1/4	NPT 1 1/4	M40x1.5	19~25	17	74	48/54	G 1 1/4	NPT 1 1/4	M40x1.5		
G 1 1/2S	NPT 1 1/2S	M50x1.5S	26~32	17	76	55/61	G 1 1/2	NPT 1 1/2	M50x1.5		
G 1 1/2	NPT 1 1/2	M50x1.5	35~39	17	76	55/61	G 1 1/2	NPT 1 1/2	M50x1.5		
G 2	NPT 2	M63x1.5	39~45	19	79	68/74	G 2	NPT 2	M63x1.5		
G 2 1/2S	NPT 2 1/2S	M75x1.5S	36~45	24	92	85/94	G 2 1/2	NPT 2 1/2	M75x1.5		
G 2 1/2	NPT 2 1/2	M75x1.5	45~56	24	92	85/94	G 2 1/2	NPT 2 1/2	M75x1.5		
G 3S	NPT 3S	M90x1.5S	51~65	26	97	100/110	G 3	NPT 3	M90x1.5		
G 3	NPT 3	M90x1.5	64~72	26	97	100/110	G 3	NPT 3	M90x1.5		
G 4	NPT 4	M115x2	74~84	28	103	125/135	G 4	NPT 4	M115x2		

BDM - IV parameters and shape

Made of high-quality carbon steel, brass or stainless steel, the mechanical cable clamping device has strong waterproof performance and is suitable for the introduction of non armored cables



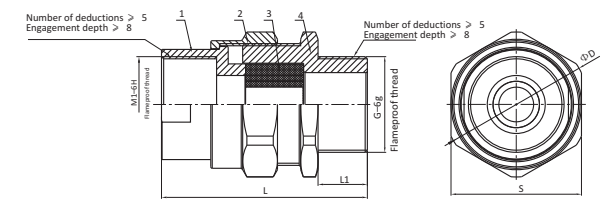
1. Compression nut
2. Washer
3. Sealing ring
4. Connector body
5. Flat gasket
6. Lock nut

Specifications(D)			Applicable cable diameter sealing range(Φ)	Thread length	Length (L)	Opposite side/ maximum outer diameter S(Φ)	Explosion proof sign	Degree of protection
Imperial	American	Metric						
G 1/2	NPT 1/2	M20x1.5	8~10	15	63	27/30	Ex db II C Gb Ex eb II C Gb Ex tb III C T80°C Db	IP66
G 3/4	NPT 3/4	M25x1.5	9~14	15	63	32/35		
G 1	NPT 1	M32x1.5	12~20	17	72	38/42		
G 1 1/4	NPT 1 1/4	M40x1.5	14~23	17	78	48/54		
G 1 1/2	NPT 1 1/2	M50x1.5	22~28	17	79	55/61		
G 2	NPT 2	M63x1.5	25~37	19	85	68/74		
G 2 1/2	NPT 2 1/2	M75x1.5	33~50	24	107	85/94		
G 3	NPT 3	M90x1.5	47~63	26	110	98/106		
G 4	NPT 4	M115x2	62~81	28	122	125/135		

Explosion proof pipe fittings

BDM - V type parameters and shape

It is made of high-quality carbon steel, brass or stainless steel. The mechanical cable clamping device has strong waterproof performance. The inlet end has a threaded connection port for the introduction of unarmoured cables.

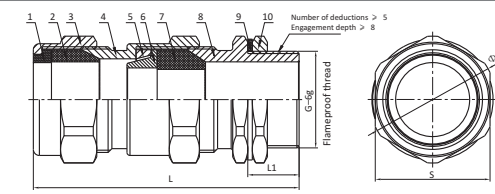


1. Threaded joint
2. Compression nut
3. Sealing ring
4. Connector body

Specifications(D)			Applicable cable diameter sealing range(Φ)	Thread length	Length (L)	Opposite side/ maximum outer diameter S(Φ)	Explosion proof sign	Degree of protection
Imperial	American	Metric						
G 1/2	NPT 1/2	M20x1.5	8~10	15	65	34/37	Ex db II C Gb Ex eb II C Gb Ex tb III C T80°C Db	IP66
G 3/4	NPT 3/4	M25x1.5	9~14	15	65	38/42		
G 1	NPT 1	M32x1.5	12~20	17	71	45/50		
G 1 1/4	NPT 1 1/4	M40x1.5	14~23	17	77	55/61		
G 1 1/2	NPT 1 1/2	M50x1.5	22~28	17	78	65/72		
G 2	NPT 2	M63x1.5	25~37	19	84	81/86		
G 2 1/2	NPT 2 1/2	M75x1.5	33~50	24	105	98/106		
G 3	NPT 3	M90x1.5	47~63	26	111	113/119		
G 4	NPT 4	M115x2	62~81	28	123	136/140		

BDM - VI type parameters and shape

It is made of high-quality carbon steel, brass or stainless steel. The displacement cable clamping device has strong waterproof performance. It has a double-layer sealing structure and is suitable for the introduction of armored cables.

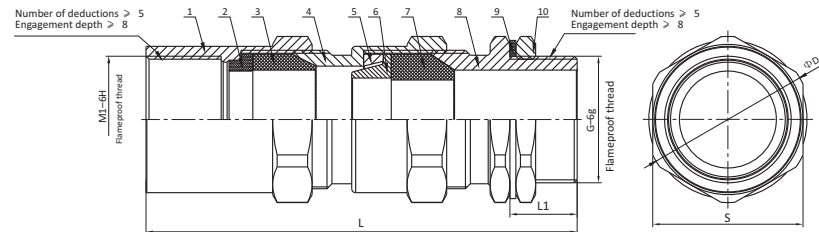


1. Washer
2. Outer sealing ring
3. Compression nut
4. Intermediate connector
5. Press the cover ring
6. Cone sleeve
7. Inner sealing ring
8. Connector body
9. Sealing flat gasket
10. Lock nut

Specifications(D)			Outer diameter of armored cable (outgoing line)	Cable outer diameter (incoming line)	Thread length	Length (L)	Opposite side/ maximum outer diameter S(Φ)	Explosion proof sign	Degree of protection
Imperial	American	Metric							
G 1/2	NPT 1/2	M20x1.5	5~10	9~14	15	85	27/30	Ex db II C Gb Ex eb II C Gb Ex tb III C T80°C Db	IP66
G 3/4S	NPT 3/4S	M25x1.5S	5~10	9~14	15	87	34/37		
G 3/4	NPT 3/4	M25x1.5	9~15	14~19	15	87	34/37		
G 1S	NPT 1S	M32x1.5S	9~15	14~20	17	88	38/42		
G 1	NPT 1	M32x1.5	14~20	19~24	17	88	28/42		
G 1 1/4	NPT 1 1/4	M40x1.5	19~25	25~30	17	88	48/54		
G 1 1/2S	NPT 1 1/2S	M50x1.5S	20~26	31~36	17	91	55/61		
G 1 1/2	NPT 1 1/2	M50x1.5	26~32	35~39	17	91	55/61		
G 2S	NPT 2S	M63x1.5S	27~33	39~45	19	94	68/74		
G 2	NPT 2	M63x1.5	39~45	42~50	19	94	68/74		
G 2 1/2S	NPT 2 1/2S	M75x1.5S	36~45	48~56	24	109	85/94		
G 2 1/2	NPT 2 1/2	M75x1.5	48~56	56~65	24	109	85/94		
G 3S	NPT 3S	M90x1.5S	35~50	51~65	26	112	100/110		
G 3	NPT 3	M90x1.5	51~65	64~75	26	112	100/110		
G 4S	NPT 4S	M115x2S	55~65	74~84	28	117	125/135		
G 4	NPT 4	M115x2	74~84	87~98	28	117	125/135		

BDM - VII type parameters and shape

It is made of high-quality carbon steel, brass or stainless steel. The displacement type cable clamping device has strong waterproof performance. It has a double-layer sealing structure. The inlet end has a threaded connection port, which is suitable for the introduction of armored cables.



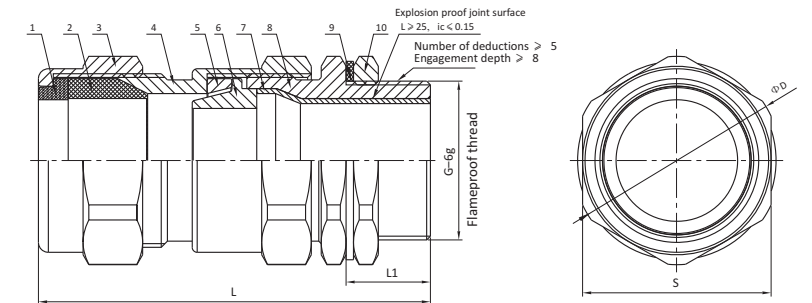
1. Compression nut
2. Washer
3. Outer sealing ring
4. Intermediate connector
5. Press the cover ring
6. Cone sleeve
7. Inner sealing ring
8. Connector body
9. Sealing flat gasket
10. Lock nut

Specifications(D)			Outer diameter of armored cable (outgoing line)	Cable outer diameter (incoming line)	Thread length	Length (L)	Opposite side/ maximum outer diameter S (D)	Tail end thread specification (D2)			Explosion proof sign	Degree of protection
Imperial	American	Metric						Imperial	American	Metric		
G 1/2	NPT 1/2	M20x1.5	5~10	9~14	15	103	27/30	G 1/2	NPT 1/2	M20x1.5	Ex db II C Gb Ex eb II C Gb Ex tb III CT80°C Db	IP66
G 3/4S	NPT 3/4S	M25x1.5S	5~10	9~14	15	105	34/37	G 3/4	NPT 3/4	M25x1.5		
G 3/4	NPT 3/4	M25x1.5	9~15	14~19	15	105	34/37	G 3/4	NPT 3/4	M25x1.5		
G 1S	NPT 1S	M32x1.5S	9~15	14~20	17	109	38/42	G 1S	NPT 1S	M32x1.5		
G 1	NPT 1	M32x1.5	14~20	19~24	17	109	28/42	G 1	NPT 1	M32x1.5		
G 1 1/4	NPT 1 1/4	M40x1.5	19~25	25~30	17	110	48/54	G 1 1/4	NPT 1 1/4	M40x1.5		
G 1 1/2S	NPT 1 1/2S	M50x1.5S	20~26	31~36	17	113	55/61	G 1 1/2	NPT 1 1/2	M50x1.5		
G 1 1/2	NPT 1 1/2	M50x1.5	26~32	35~39	17	113	55/61	G 1 1/2	NPT 1 1/2	M50x1.5		
G 2S	NPT 2S	M63x1.5S	27~33	39~45	19	116	68/74	G 2	NPT 2	M63x1.5		
G 2	NPT 2	M63x1.5	39~45	42~50	19	116	68/74	G 2	NPT 2	M63x1.5		
G 2 1/2S	NPT 2 1/2S	M75x1.5S	36~45	48~56	24	136	85/94	G 2 1/2	NPT 2 1/2	M75x1.5		
G 2 1/2	NPT 2 1/2	M75x1.5	48~56	56~65	24	136	85/94	G 2 1/2	NPT 2 1/2	M75x1.5		
G 3S	NPT 3S	M90x1.5S	35~50	51~65	26	141	100/110	G 3	NPT 3	M90x1.5		
G 3	NPT 3	M90x1.5	51~65	64~75	26	141	100/110	G 3	NPT 3	M90x1.5		
G 4S	NPT 4S	M115x2S	55~65	74~84	28	148	125/135	G 4	NPT 4	M115x2		
G 4	NPT 4	M115x2	74~84	87~98	28	148	125/135	G 4	NPT 4	M115x2		

Explosion proof pipe fittings

BDM - VIII - A type parameters and shape

It is made of high-quality carbon steel, brass or stainless steel. The displacement cable clamping device has strong waterproof performance. The stuffing box has a single-layer sealing structure and is suitable for the introduction of armored cables.

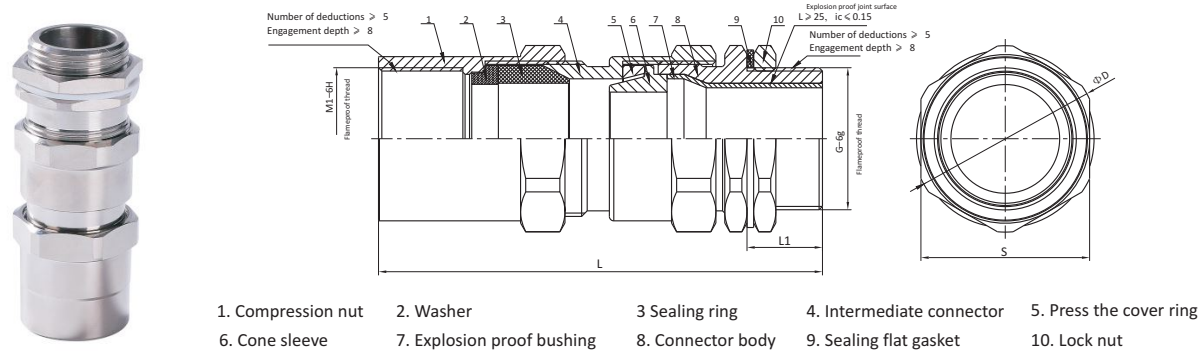


1. Washer
2. Sealing ring
3. Compression nut
4. Intermediate connector
5. Press the cover ring
6. Cone sleeve
7. Explosion proof bushing
8. Connector body
9. Sealing flat gasket
10. Lock nut

Specifications(D)			Maximum outer diameter of cable (outgoing line)	Cable outer diameter (incoming line)	Thread length	Length (L)	Opposite side/ maximum outer diameter S (D)	Explosion proof sign	Degree of protection
Imperial	American	Metric							
G 1/2	NPT 1/2	M20x1.5	12	9~14	15	79	27/30	Ex db II C Gb Ex eb II C Gb Ex tb III CT80°C Db	IP66
G 3/4S	NPT 3/4S	M25x1.5S	18	9~14	15	80	34/37		
G 3/4	NPT 3/4	M25x1.5	18	14~19	15	80	34/37		
G 1S	NPT 1S	M32x1.5S	21	14~20	17	81	38/42		
G 1	NPT 1	M32x1.5	21	19~24	17	81	28/42		
G 1 1/4	NPT 1 1/4	M40x1.5	27	25~30	17	81	48/54		
G 1 1/2S	NPT 1 1/2S	M50x1.5S	37	31~36	17	84	55/61		
G 1 1/2	NPT 1 1/2	M50x1.5	37	35~39	17	84	55/61		
G 2S	NPT 2S	M63x1.5S	46	39~45	19	87	68/74		
G 2	NPT 2	M63x1.5	46	42~50	19	87	68/74		
G 2 1/2S	NPT 2 1/2S	M75x1.5S	57	48~56	24	102	85/94		
G 2 1/2	NPT 2 1/2	M75x1.5	57	56~65	24	102	85/94		
G 3S	NPT 3S	M90x1.5S	72	51~65	26	105	100/110		
G 3	NPT 3	M90x1.5	72	64~75	26	105	100/110		
G 4S	NPT 4S	M115x2S	90	74~84	28	110	125/135		
G 4	NPT 4	M115x2	90	87~98	28	110	125/135		

BDM - VIII - B type parameters and shape

It is made of high-quality carbon steel, brass or stainless steel. The displacement cable clamping device has strong waterproof performance. The stuffing box has a single-layer sealing structure. The inlet end has a threaded connection port, which is suitable for the introduction of armored cables.



Specifications(D)			Maximum outer diameter of cable (outgoing line)	Cable outer diameter (incoming line)	Thread length	Length (L)	Opposite side/ maximum outer diameter S (D1)	Tail end thread specification (D2)			Explosion proof sign	Degree of protection
Imperial	American	Metric						Imperial	American	Metric		
G 1/2	NPT 1/2	M20x1.5	12	9~14	15	97	27/30	G1/2	NPT1/2	M20x1.5	Ex db II C Gb Ex eb II C Gb Ex tb IIIC T80℃ Db	IP66
G 3/4S	NPT 3/4S	M25x1.5S	18	9~14	15	98	34/37	G 3/4	NPT 3/4	M25x1.5		
G 3/4	NPT 3/4	M25x1.5	18	14~19	15	98	34/37	G 3/4	NPT 3/4	M25x1.5		
G 1S	NPT 1S	M32x1.5S	21	14~20	17	102	38/42	G 1S	NPT 1S	M32x1.5		
G 1	NPT 1	M32x1.5	21	19~24	17	102	28/42	G 1	NPT 1	M32x1.5		
G 1 1/4	NPT 1 1/4	M40x1.5	27	25~30	17	103	48/54	G 1 1/4	NPT 1 1/4	M40x1.5		
G 1 1/2S	NPT 1 1/2S	M50x1.5S	37	31~36	17	106	55/61	G 1 1/2	NPT 1 1/2	M50x1.5		
G 1 1/2	NPT 1 1/2	M50x1.5	37	35~39	17	106	55/61	G 1 1/2	NPT 1 1/2	M50x1.5		
G 2S	NPT 2S	M63x1.5S	46	39~45	19	109	68/74	G 2	NPT 2	M63x1.5		
G 2	NPT 2	M63x1.5	46	42~50	19	109	68/74	G 2	NPT 2	M63x1.5		
G 2 1/2S	NPT 2 1/2S	M75x1.5S	57	48~56	24	129	85/94	G 2 1/2	NPT 2 1/2	M75x1.5		
G 2 1/2	NPT 2 1/2	M75x1.5	57	56~65	24	129	85/94	G 2 1/2	NPT 2 1/2	M75x1.5		
G 3S	NPT 3S	M90x1.5S	72	51~65	26	134	100/110	G 3	NPT 3	M90x1.5		
G 3	NPT 3	M90x1.5	72	64~75	26	134	100/110	G 3	NPT 3	M90x1.5		
G 4S	NPT 4S	M115x2S	90	74~84	28	139	125/135	G 4	NPT 4	M115x2		
G 4	NPT 4	M115x2	90	87~98	28	139	125/135	G 4	NPT 4	M115x2		

BGM series explosion-proof isolation sealing box

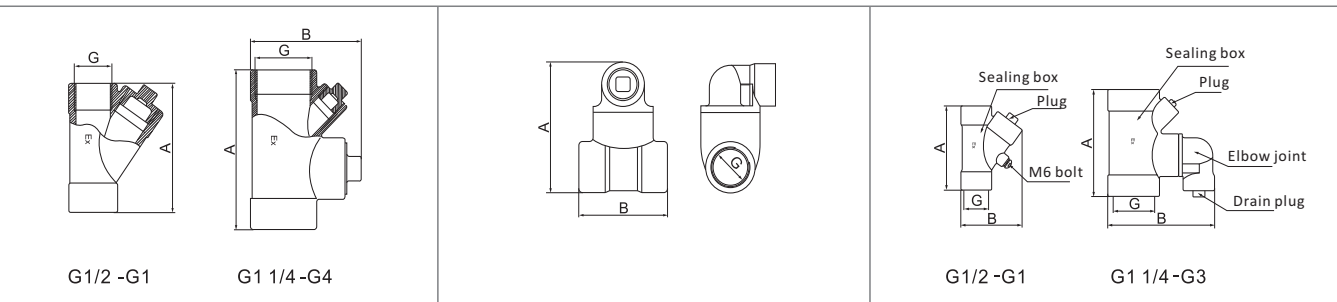
Scope of application

1. It is applicable to the places in Zone 1 and Zone 2 of explosive gas environment;
2. It is applicable to the places in Zone 21 and 22 of combustible dust environment;
3. Suitable for IIA, IIB and IIC explosive gas environment;
4. Applicable to T1-T6 temperature group;
5. It is widely used for clamping and sealing cables in dangerous environment places such as petroleum exploitation, oil refining, chemical industry, military industry, etc.

Product features

1. Cast aluminum alloy shell, high voltage electrostatic spraying on the surface;
2. The longitudinal type (Z) has a cast steel shell, if necessary, please indicate when ordering;
3. Pipe thread connection is adopted, metric thread and NPT thread can be customized;
4. Good sealing and explosion-proof performance;
5. Various product specifications to meet the needs of on-site installation.
6. Explosion proof sign Ex db II C Gb/Ex tb IIIC T80℃ Db

Overall dimensions



Model Thread size	BGM-Z		Cable outer diameter (Φ mm)	Model Thread size	BGM-H		Cable outer diameter (Φ mm)	Model Thread size	BGM-P		Cable outer diameter (Φ mm)
	A	B			A	B			A	B	
G 1/2	77	\	8~10	G 1/2	94	74	8~10	G 1/2	88	61	8~10
G 3/4	87	\	10~14	G 3/4	100	74	10~14	G 3/4	100	74	10~14
G 1	110	\	12~17	G 1	106	74	12~17	G 1	111	83	12~17
G 1 1/4	130	87	15~23	G 1 1/4	114	98	15~23	G 1 1/4	130	116	15~23
G 1 1/2	130	92	17~26	G 1 1/2	134	98	17~26	G 1 1/2	130	121	17~26
G 2	140	107	25~35	G 2	142	120	25~35	G 2	140	143	25~35
G 2 1/2	175	129	29~38	G 2 1/2	185	130	29~38	G 2 1/2	175	181	29~38
G 3	190	139	33~51	G 3	193	140	33~51	G 3	190	191	33~51
G 4	225	162	41~72								